

LCFF Calculator Caveats

v.23.2c

11/21/2022

Every effort was made to make the calculator as accurate as possible. However, because the calculator is based on estimates and assumptions, actual Local Control Funding Formula (LCFF) funding may differ from the amounts generated by the calculator. In some cases, LEA-specific and unique complexities that exist for a small percentage of local educational agencies (LEAs) may result in errors. Every unique situation is not modeled in the calculator, and **the calculator may not be useful for all LEAs.**

The following bullets highlight these assumptions, and some of the unique situations and known issues that could be identified.

General

The calculator is based on the LCFF statute as currently written, unless otherwise noted in these caveats. In some cases there may be differences in rounding +/- \$1.

A proration/(deficit) factor assumption has been built into the LCFF calculator. The proration factor methodology and application is subject to revision should the state choose to apply a proration factor, or other deficit factor, in the future.

The calculator includes cost of living adjustments (COLA) and if applicable proration factors as estimated by the Department of Finance (DOF).

The calculator prepopulates with certified data provided by the California Department of Education (CDE) for the calculation of principal apportionment. Users should independently verify prefilled data, and should make adjustments as needed if revisions have been filed.

The Education Protection Account (EPA) proportionate share percentage is based on estimates released by the CDE that may not yet be finalized. Therefore, the percentage may change from what is shown in the calculator through final calculation in February of the following fiscal year.

NEW
2022-23

Average daily attendance used to calculate funding estimates are based on the language in the 2022-23 enacted state budget. These calculations have been reviewed with the CDE, but will not be referenced in the principal apportionment exhibits until the 2022-23 P1 attendance certification. As a result, LEA's will not be able to verify the results of their calculations against funding exhibits until March 2023. It is likely some Proxy ADA calculations may differ from final calculations. Adjustments to the calculator will be made at that time to ensure correlation with CDE final calculations.

NEW
2022-23

EPA revenue in the 2021-22 fiscal year increased to an unprecedented level of funding which necessitated changes to the calculation. Pursuant to Section 112 of AB 181 (Chapter 52, Statutes of 2022), the 2012-13 Revenue Limit rates for school districts and charter schools were adjusted to reflect statutory COLA increases from 2013-14 through 2021-22. These rates will continue to receive COLA adjustments moving forward.

Charter School Calculations

The calculator is not designed to directly calculate budget estimates for all-charter school districts because of the unique options selected at the time the district converted. It is recommended all-charter school districts contact the CDE to determine the best method for estimating LCFF revenues.

Charter schools that are funded under different funding methodologies due to their pupil population are not included as a single scenario within the calculator. These schools are mainly those authorized by a county board of education.

NEW
2022-23

Average daily attendance used to calculate funding estimates are based on 2021-22 certified attendance. Per the CDE, funding per Section 123 of AB-181 will be funded as a separate categorical outside of the LCFF. As such the 2021-22 Proxy ADA calculation is not included in the calculations of LCFF funding.

The calculator is designed for a district to calculate the in lieu taxes and, as such, charter schools should contact their sponsoring authority for in lieu tax amounts to ensure accuracy.

The calculator does not take into account the following:

- District reorganizations that include a charter school(s) newly authorized by one or more districts affected by the reorganization.
- Charter schools that operated in the prior year but have been reauthorized by a different agency in the current year and have not been certified within the PASE system.

If either of these situations apply, we recommend working with the CDE and FCMAT to determine if the calculator can be adapted.

School District Calculations

For districts with **necessary small schools** (NSS), the calculator models different combinations of NSS and regular ADA to determine the overall maximum funding available. Districts are encouraged to independently select their funding options and evaluate the results to determine which funding method they will elect to follow.

The calculator does not take into account the following funding adjustments for **basic aid school districts**:

- Basic Aid Choice
- Basic Aid Court-Ordered Voluntary Pupil Transfer
- Basic Aid Open Enrollment
- Basic Aid Supplement Charter School Adjustment

The calculator does not take into account the impact of district reorganizations that have not been certified by the CDE via the PASE system. Furthermore, **historical year projections may not be accurate**. We recommend working with your county office, the CDE and FCMAT to evaluate whether an alternative approach to developing a funding estimate is possible.

LCFF Calculator Navigation
 v.23.2c 11/21/2022

- Structure:**
- 1 The LCFF Calculator structure has been built to maintain a standard eight-year structure that includes two historical years, one current year and five projection years.
 - 2 The Data Entry tab was designed to cluster data entry sections by projection type (charter school or school district). Charter school data entry sections are intentionally placed at the top of the page due to the limited amount of data required to complete a projection.
 - 3 The workbook contains conditional formatting to guide users through data entry. Once a projection type is identified and all basic questions are answered, only the highlighted sections require data entry; all remaining sections not applicable to the projection will remain grayed out. **No data should be entered in sections that are not highlighted.**

Projection Type Not Identified	Charter School Projection	School District Projection
	Data Entry Sections	Data Entry Sections

- 4 A separate calculation must be prepared for each LEA, either district or charter school.

Data entry cells: prepopulated with the most current certified data; all data entry cells are unlocked for user edit. Prepopulated data cannot be restored after user override.

Tab Navigation Key:

- Information tabs:** provide important projection information and should be reviewed with each update.
- Data Entry tab:** single data entry tab for ALL LCFF calculations. Sections to be completed are identified through highlighting upon entry of CDS code and responses to required questions.
- Primary calculation results tabs:** provide calculations and results summaries only. **No data is entered on these tabs.**
- Secondary support calculation tabs:** provide details of supporting calculations for components that do not apply to all LEA calculations. **No data is entered on these tabs.**
- User editable tabs:** preformatted graphs and blank worksheet tabs.

LCFF Calculator Navigation

v.23.2c

11/21/2022

Instructions:

1 **Review Caveats:** Important details that may affect LEA calculations are noted in this tab. **This tab should be reviewed with each update.**

2 **Data Entry tab:** Data for all calculation types is entered into the Data Entry tab.

- Start a calculation by entering the five-digit code for a school district calculation or seven-digit school code for a charter school calculation. Once the LEA code is entered, the LEA type (district or charter) will be identified and the applicable data entry sections will be highlighted for completion.

- New charter schools that do not yet have a CDS code should select "Yes" from the drop-down list following the question below the CDS code box.

Section (1) Universal Assumptions: Prepopulated assumptions are based on the most current data released by the Department of Finance and the California Department of Education. COLA and EPA assumptions should be reviewed and updated to match percentage updates published after the version release.

Section (2) Charter School Data Elements Required to Calculate the LCFF: Enter charter school data elements in this section of the Data Entry tab **ONLY**; do not enter data in sections that are grayed out.

Section (3) School District Data Elements Required to Calculate the LCFF: Enter school district data elements in this section of the Data Entry tab **ONLY**; do not enter data in sections that are grayed out.

- School districts that are the sponsoring LEA for a charter school or are otherwise required to transfer property taxes to a charter school should answer "YES" to the applicable question in this section, then complete section (5) School District In-Lieu of Property Tax Calculation for Charter Schools. School districts that have necessary small schools should answer "YES" to the applicable question in this section, then complete section (4) Necessary Small Schools ADA.

- **TK Add-on Funding:** ADA for TK students must be entered in this section for the add-on to calculate. TK ADA should also be included in the ADA section to properly calculate the Base, Supplemental and Concentration Grant.

- **2021-22 Attendance Recovery (Proxy ADA)** School districts must confirm compliance with the conditions established in section (a) of EC 42238.023 at the top of the attendance section to apply the 2021-22 Attendance recovery (Proxy ADA) calculations. **Charter school's are funded outside of the LCFF**, as such, the Proxy calculations are not included in the LCFF Calculation.

Section (4) Necessary Small Schools ADA: School districts that have necessary small schools must complete section (4) on the Data Entry tab. **Prior year data must be entered for each year including historical years, even when the school is funded under LCFF.**

- **NSS Supporting Calculations:** details related to NSS funding determination are located in the NSS Calculation tabs.

Section (5) In-Lieu of Property Tax Calculation for Charter Schools: School districts required to transfer in-lieu taxes to charter schools should select "Yes" from the drop-down list in section (3), then complete **either** section (a) or (b).

- **Section (a):** To be completed **only** by districts that use an alternative rate for in-lieu tax transfers. Carefully review and follow the instructions located in the In-lieu tax section.

- **Section (b):** To be completed by districts that follow the traditional allocation of funding for in-lieu tax transfers. Enter ADA for each charter school separately. The tool has been designed to support basic aid district calculations, which require charter school ADA to be entered by grade span. Non basic aid districts can enter the total charter school ADA for each school in any single grade span, it is not necessary to enter ADA by grade span.

- **In-Lieu of Property Taxes Results:** The supporting calculations and in-lieu of property tax transfer amounts for each charter school are located in the District In-Lieu Taxes tab.

3 **Review LCFF Calculation and EPA Results:** Detailed calculations and results can be viewed on the Calculator, EPA and Summary tabs. No data entry is required on these tabs.

4 **Supporting Calculations:** details related to NSS funding determination and in-lieu tax transfer amounts for each charter school are located in the NSS Calculation and District In-Lieu Taxes tabs.

Resources:

FCMAT LCFF help desk and calculator updates:

www.fcmat.org/lcff

CDE PASE exhibits:

www.cde.ca.gov/fg/aa/pa/exhibitguides.asp

CDE Exhibit Guide:

www.cde.ca.gov/fg/aa/pa/exhibitguides.asp

LCFF Calculator Navigation

v.23.2c

11/21/2022

CDE Funding Rates and Information:

www.cde.ca.gov/fg/aa/pa/lcfccla.asp

LCFF CALCULATOR	
140814	5 digit District code or 7 digit School code (from the CDS code)
NO	Is this calculation for a new charter school? (select from drop down list)
Charter	Projection Type
	Projection Date
LEA: Shanel Valley Academy	Projection Title:
	Created by:
	Email:
	Phone:

	PY3	PY2	PY1	CY	CY1	CY2	CY3	CY4
Shanel Valley Academy (140814)	2019-20	2020-21	2021-22	2022-23	2023-24	2024-25	2025-26	2026-27

(1) UNIVERSAL ASSUMPTIONS								
Supplemental Grant %	20.00%	20.00%	20.00%	20.00%	20.00%	20.00%	20.00%	20.00%
Concentration Grant (>55% population)	50.00%	50.00%	65.00%	65.00%	65.00%	65.00%	65.00%	65.00%
Statutory COLA & Augmentation/Suspension <i>(prefilled as calculated by the Department of Finance, DOF)</i>	3.26%	0.00%	5.07%	13.26%	5.38%	4.02%	3.72%	3.47%
Statutory COLA	3.26%	2.31%	1.70%	6.56%	5.38%	4.02%	3.72%	3.47%
Augmentation/(COLA Suspension)	0.00%	-2.31%	3.37%	6.70%	0.00%	0.00%	0.00%	0.00%
Base Grant Proration Factor	0.00%	0.00%	0.00%	0.00%	0.00%	0.00%	0.00%	0.00%
Add-on, ERT & MSA Proration Factor	0.00%	0.00%	0.00%	0.00%	0.00%	0.00%	0.00%	0.00%
Transitional Kindergarten Add-on (2022-23 forward)				\$ 2,813.00	\$ 2,964.34	\$ 3,083.51	\$ 3,198.21	\$ 3,309.19
EPA Entitlement as % of statewide adjusted Revenue Limit (P-2)	16.08698870%	70.06785065%	73.31789035%	42.11134218%	42.11134218%	42.11134218%		
EPA Entitlement as % of statewide adjusted Revenue Limit (Annual)	16.13801139%	82.74488538%	73.31789035%	73.31789035%	73.31789035%	73.31789035%		
Local EPA Accrual	\$ -	\$ -	\$ -	\$ -	\$ -	\$ -	\$ -	\$ -
Local EPA Accrual - Prior Year								



Shanel Valley Academy (140814)	2019-20	2020-21	2021-22	2022-23	2023-24	2024-25	2025-26	2026-27	
(2) CHARTER SCHOOL DATA ELEMENTS REQUIRED TO CALCULATE THE LCFF									
Is this a non-classroom based charter school? (select from drop down list)			No						
NEW CHARTER SCHOOLS			New Charter School Name: <input style="width: 90%;" type="text"/>						
			Year that charter starts operation (select from drop down list): <input style="width: 100px;" type="text" value="2021-22"/>						
(a) TRANSFER OF IN-LIEU PROPERTY TAX									
Note: Charter schools should contact sponsoring district(s) for in-lieu estimate									
I-4	F-6 / F-7	In-Lieu of Property Tax	-	-	251,225	145,115	218,081	231,974	
(b) UNDUPLICATED PUPIL PERCENTAGE (UPP)									
A-1.2, A-2.2, A-3.2		Enrollment (second prior year)	-	-					
A-1.1, A-2.1, A-3.1		Enrollment (first prior year)	-	-					
A-1, A-2, A-3		Enrollment	-	-	103	125	188	200	
B-1.2, B-2.2, B-3.2		Unduplicated Pupil Count (second prior year)	-	-					
B-1.1, B-2.1, B-3.1		Unduplicated Pupil Count (first prior year)	-	-					
B-1, B-2, B-3		Unduplicated Pupil Count	-	-	71	88	132	140	
			<i>3-yr rolling percentage</i>	<i>3-yr rolling percentage</i>	<i>3-yr rolling percentage</i>	<i>3-yr rolling percentage</i>	<i>3-yr rolling percentage</i>	<i>3-yr rolling percentage</i>	<i>3-yr rolling percentage</i>
		Single Year Unduplicated Pupil Percentage	0.00%	0.00%	68.93%	70.40%	70.21%	70.00%	0.00%
C-1		Unduplicated Pupil Percentage (%)	0.00%	0.00%	68.93%	69.74%	69.95%	70.18%	0.00%
(c) CONCENTRATION GRANT FUNDING LIMITATION: District of Physical Location									
Enter the unduplicated pupil percentage (UPP) of the district where the charter school is physically located. If the charter sch									
D-3		Unduplicated Pupil Percentage (%)	0.00%	0.00%	80.71%	80.71%	80.71%	80.71%	
		Unduplicated Pupil Percentage: Supplemental Grant	0.00%	0.00%	68.93%	69.74%	69.95%	70.18%	0.00%
		Unduplicated Pupil Percentage: Concentration Grant	0.00%	0.00%	68.93%	69.74%	69.95%	70.18%	0.00%
(d) AVERAGE DAILY ATTENDANCE (ADA)									
ADA used for the Transitional Kindergarten Add-on ONLY:									
		TK			5.00	15.00	15.00		
ADA used for Base, Supplemental and Concentration Grant Calculations: Enter P2 Data - Note: Charter School ADA is always funded on current year									
B-1		Grades TK-3	-	-	66.35	75.85	98.05	103.60	
B-2		Grades 4-6	-	-	25.00	39.78	51.80	51.80	
B-3		Grades 7-8	-	-	-	-	23.92	29.44	
B-4		Grades 9-12	-	-	-	-	-	-	
		SUBTOTAL ADA	-	-	91.35	115.63	173.77	184.84	-
		RATIO: ADA to Enrollment	-	-	0.89	0.93	0.92	0.92	-
(e) OTHER LCFF ADJUSTMENTS									
Miscellaneous Adjustments (line H-2), include adjustments for audit penalties and special legislation. Adjustments can be pc Minimum State Aid Adjustments (Line J-5), captures adjustments for audit penalties and special legislation. Adjustments can									
H-2		Miscellaneous Adjustments	\$	-	\$	-			



Shanel Valley Academy (140814)		2019-20	2020-21	2021-22	2022-23	2023-24	2024-25	2025-26	2026-27
J-5	Minimum State Aid Adjustments	\$ -	\$ -	\$ -					

Shanel Valley Academy (140814)		2019-20	2020-21	2021-22	2022-23	2023-24	2024-25	2025-26	2026-27
(3) SCHOOL DISTRICT DATA ELEMENTS REQUIRED TO CALCULATE THE LCFF									
(a) GENERAL QUESTIONS									
Is your district required to transfer in-lieu taxes to a charter school?		NO							
Does your district have a necessary small school?		NO							
(b) K-3 GRADE SPAN ADJUSTMENT FUNDING DETERMINATION									
Did your district meet the requirements of funding?		YES	YES	YES	YES	YES	YES	YES	YES
(c) PROPERTY TAXES									
C-1 A-6	Estimated Property Taxes (excluding RDA)	\$ -	\$ -	\$ -					
B-5	Redevelopment Agency Local Revenue	\$ -	\$ -	\$ -					
	Less In-Lieu Property Tax Transfer	\$ -	\$ -	\$ -	\$ -	\$ -	\$ -	\$ -	\$ -
	Total Local Revenue	\$ -	\$ -	\$ -	\$ -	\$ -	\$ -	\$ -	\$ -
(d) OTHER LCFF ADJUSTMENTS									
If applicable, enter adjustments for special legislation, instructional time penalties, and class size penalties populated from tl									
H-2	Miscellaneous Adjustments	\$ -	\$ -	\$ -					
J-5	Minimum State Aid Adjustments	\$ -	\$ -	\$ -					
(e) UNDUPLICATED PUPIL PERCENTAGE									
A-1.2 / A-3.2	District Enrollment (second prior year)	-	-						
A-1.1 / A-3.1	District Enrollment (first prior year)	-	-						
A-1 / A-3	District Enrollment	-	-	-					
A-2.2 / A-4.2	COE Enrollment (second prior year)	-	-						
A-2.1 / A-4.1	COE Enrollment (first prior year)	-	-						
A-2 / A-4	COE Enrollment	-	-	-	-	-	-	-	-
	Total Enrollment	-	-	-	-	-	-	-	-
B-1.2 / B-3.2	District Unduplicated Pupil Count (second prior year)	-	-						
B-1.1 / B-3.1	District Unduplicated Pupil Count (first prior year)	-	-						
B-1 / B-3	District Unduplicated Pupil Count	-	-	-					
B-2.2 / B-4.2	COE Unduplicated Pupil Count (second prior year)	-	-						
B-2.1 / B-4.1	COE Unduplicated Pupil Count (first prior year)	-	-						
B-2 / B-4	COE Unduplicated Pupil Count	-	-	-	-	-	-	-	-
	Total Unduplicated Pupil Count	-	-	-	-	-	-	-	-
		3-yr rolling percentage	3-yr rolling percentage	3-yr rolling percentage	3-yr rolling percentage	3-yr rolling percentage	3-yr rolling percentage	3-yr rolling percentage	3-yr rolling percentage
	Single Year Unduplicated Pupil Percentage	0.00%	0.00%	0.00%	0.00%	0.00%	0.00%	0.00%	0.00%
C-1	Unduplicated Pupil Percentage (%)	0.00%	0.00%	0.00%	0.00%	0.00%	0.00%	0.00%	0.00%

Shanel Valley Academy (140814)		2019-20	2020-21	2021-22	2022-23	2023-24	2024-25	2025-26	2026-27
(f) AVERAGE DAILY ATTENDANCE (ADA)									
ADA used for the Transitional Kindergarten Add-on ONLY :									
	TK								
ADA used for Base, Supplemental and Concentration Grant Calculations: Enter ADA by grade span. The calculator will determine the most advantageous funding option for each year's funding calculation.									
Did your district comply with EC 42238.023 as required for the 2021-22 Attendance Recovery determination					Select Option				
Current Year ADA: (P-2, Annual for Special Day Class Extended Year)									
B-1, D-6	Grades TK-3	-	-	-					
B-2, D-7	Grades 4-6	-	-	-					
B-3, D-8	Grades 7-8	-	-	-					
B-4, D-9	Grades 9-12	-	-	-					
TOTAL CURRENT YEAR ADA		-	-	-	-	-	-	-	-
Nonpublic School, NPS-Licensed Children Institutions, Community Day School: (Annual)									
E-1, D-17	Grades TK-3	-	-	-					
E-2, D-18	Grades 4-6	-	-	-					
E-3, D-19	Grades 7-8	-	-	-					
E-4, D-20	Grades 9-12	-	-	-					
TOTAL NPS-CDS (Annual)		-	-	-	-	-	-	-	-
District Basic Aid ADA funded outside of the LCFF (Court Ordered, Voluntary Tfr. & Open Enrollment) (For calculating EPA only; this ADA is not included in the LCFF funding calculation).									
DISTRICT TOTAL		-	-	-	-	-	-	-	-
County Operated Programs, e.g. Community School, Special Ed: (P-2 / Annual)									
E-6, E-11	Grades TK-3	-	-	-					
E-7, E-12	Grades 4-6	-	-	-					
E-8, E-13	Grades 7-8	-	-	-					
E-9, E-14	Grades 9-12	-	-	-					
COUNTY TOTAL		-	-	-	-	-	-	-	-
RATIO: District ADA-to-Enrollment		0.00%	0.00%	0.00%	0.00%	0.00%	0.00%	0.00%	0.00%
RATIO: County ADA-to-Enrollment		0.00%	0.00%	0.00%	0.00%	0.00%	0.00%	0.00%	0.00%

Shanel Valley Academy (140814)		2019-20	2020-21	2021-22	2022-23	2023-24	2024-25	2025-26	2026-27
(g) PRIOR YEAR GUARANTEE ADJUSTMENT FOR CHARTER SHIFT									
If applicable, enter up to three years of prior year ADA for students transferring into or out of district schools and district-sp year(s). •2022-23: Enter prior year (2021-22) ADA for net charter shift •2023-24: Enter prior year (2022-23) and second prior year (2021-22) ADA for net charter shift •2024-25: Enter prior year (2023-24), second prior year (2022-23), and third prior year (2021-22) ADA for net charter shift •2025-26 and forward: Enter three prior years ADA for net charter shift									
Third prior year									
A-6	Grades TK-3								
A-7	Grades 4-6								
A-8	Grades 7-8								
A-9	Grades 9-12								
		-	-	-	-	-	-	-	-
A-11	Grades TK-3								
A-12	Grades 4-6								
A-13	Grades 7-8								
A-14	Grades 9-12								
		-	-	-	-	-	-	-	-
Second prior year									
A-6	Grades TK-3								
A-7	Grades 4-6								
A-8	Grades 7-8								
A-9	Grades 9-12								
		-	-	-	-	-	-	-	-
A-11	Grades TK-3								
A-12	Grades 4-6								
A-13	Grades 7-8								
A-14	Grades 9-12								
		-	-	-	-	-	-	-	-
Prior year <i>(Charter Shift legislative language suspended in fiscal years 2020-21 and 2021-22)</i>									
A-6	Grades TK-3	-							
A-7	Grades 4-6	-							
A-8	Grades 7-8	-							
A-9	Grades 9-12	-							
		-	-	-	-	-	-	-	-
A-11	Grades TK-3	-							
A-12	Grades 4-6	-							
A-13	Grades 7-8	-							
A-14	Grades 9-12	-							
		-	-	-	-	-	-	-	-
Difference		-	-	-	-	-	-	-	-

Shanel Valley Academy (140814)		2019-20	2020-21	2021-22	2022-23	2023-24	2024-25	2025-26	2026-27
(4) NECESSARY SMALL SCHOOLS ADA									
Enter current and prior year ADA for each school that is eligible to be funded as a necessary small school in the year NSS fund									
1 NSS #1		School Code:							
A-1	Current Year P2 ADA: Grades TK-3	-	-	-					
A-2	Grades 4-6	-	-	-					
A-3	Grades 7-8	-	-	-					
B-1	Grades 9-12	-	-	-					
	TOTAL	-	-	-	-	-	-	-	-
A-5, B-2	Number of FTE (round up to the full FTE)	-	-	-					
	<i>Is this school eligible for NSS funding?</i>	Eligible	Eligible	Eligible	Eligible	Eligible	Eligible	Eligible	Eligible
	Type of school	Not NSS	Not NSS	Not NSS	Not NSS	Not NSS	Not NSS	Not NSS	Not NSS
	Best funding option calculated is:	LCFF	LCFF	LCFF	LCFF	LCFF	LCFF	LCFF	LCFF
	Select funding method:	LCFF	LCFF	LCFF	Select method	Select method	Select method	Select method	Select method
2 NSS #2		School Code:							
A-1	Current Year P2 ADA: Grades TK-3	-	-	-					
A-2	Grades 4-6	-	-	-					
A-3	Grades 7-8	-	-	-					
B-1	Grades 9-12	-	-	-					
	TOTAL	-	-	-	-	-	-	-	-
A-5, B-2	Number of FTE (round up to the full FTE)	-	-	-					
	<i>Is this school eligible for NSS funding?</i>	Eligible	Eligible	Eligible	Eligible	Eligible	Eligible	Eligible	Eligible
	Type of school	Not NSS	Not NSS	Not NSS	Not NSS	Not NSS	Not NSS	Not NSS	Not NSS
	Best funding option calculated is:	LCFF	LCFF	LCFF	LCFF	LCFF	LCFF	LCFF	LCFF
	Select funding method:	LCFF	LCFF	LCFF	Select method	Select method	Select method	Select method	Select method
3 NSS #3		School Code:							
A-1	Current Year P2 ADA: Grades TK-3	-	-	-					
A-2	Grades 4-6	-	-	-					
A-3	Grades 7-8	-	-	-					
B-1	Grades 9-12	-	-	-					
	TOTAL	-	-	-	-	-	-	-	-
A-5, B-2	Number of FTE (round up to the full FTE)	-	-	-					
	<i>Is this school eligible for NSS funding?</i>	Eligible	Eligible	Eligible	Eligible	Eligible	Eligible	Eligible	Eligible
	Type of school	Not NSS	Not NSS	Not NSS	Not NSS	Not NSS	Not NSS	Not NSS	Not NSS
	Best funding option calculated is:	LCFF	LCFF	LCFF	LCFF	LCFF	LCFF	LCFF	LCFF
	Select funding method:	LCFF	LCFF	LCFF	Select method	Select method	Select method	Select method	Select method

Shanel Valley Academy (140814)			2019-20	2020-21	2021-22	2022-23	2023-24	2024-25	2025-26	2026-27
4 NSS #4			School Code:							
A-1	Current Year P2 ADA:	Grades TK-3	-	-	-					
A-2		Grades 4-6	-	-	-					
A-3		Grades 7-8	-	-	-					
B-1		Grades 9-12	-	-	-					
		TOTAL	-	-	-	-	-	-	-	-
A-5, B-2	Number of FTE (round up to the full FTE)		-	-	-					
	Is this school eligible for NSS funding?		Eligible	Eligible	Eligible	Eligible	Eligible	Eligible	Eligible	Eligible
	Type of school		Not NSS	Not NSS	Not NSS	Not NSS	Not NSS	Not NSS	Not NSS	Not NSS
	Best funding option calculated is:		LCFF	LCFF	LCFF	LCFF	LCFF	LCFF	LCFF	LCFF
	Select funding method:		LCFF	LCFF	LCFF	Select method	Select method	Select method	Select method	Select method
5 NSS #5			School Code:							
A-1	Current Year P2 ADA:	Grades TK-3	-	-	-					
A-2		Grades 4-6	-	-	-					
A-3		Grades 7-8	-	-	-					
B-1		Grades 9-12	-	-	-					
		TOTAL	-	-	-	-	-	-	-	-
A-5, B-2	Number of FTE (round up to the full FTE)		-	-	-					
	Is this school eligible for NSS funding?		Eligible	Eligible	Eligible	Eligible	Eligible	Eligible	Eligible	Eligible
	Type of school		Not NSS	Not NSS	Not NSS	Not NSS	Not NSS	Not NSS	Not NSS	Not NSS
	Best funding option calculated is:		LCFF	LCFF	LCFF	LCFF	LCFF	LCFF	LCFF	LCFF
	Select funding method:		LCFF	LCFF	LCFF	Select method	Select method	Select method	Select method	Select method

Shanel Valley Academy (140814)	2019-20	2020-21	2021-22	2022-23	2023-24	2024-25	2025-26	2026-27
(5) IN-LIEU OF PROPERTY TAX CALCULATION FOR CHARTER SCHOOLS								
Complete <u>either</u> section (a) or (b)								
(a) ALTERNATIVE CALCULATION TOOL								
Only use this section to override the calculated in-lieu of property tax results with a locally determined calculation.								
	1. Clear the prepopulated number '1' from the box located to the right	1						
	2. Local calculation of <u>total</u> in-lieu property taxes							
(b) IN-LIEU TAX CALCULATION BY CHARTER SCHOOL (Note: Charters MUST be numbered to bring res)								
Enter the name and ADA for each charter school. Basic Aid districts are required to transfer in-lieu taxes based on grade spar								
1	Charter Name							
	Charter ADA by grade span							
	Grades K-3							
	Grades 4-6							
	Grades 7-8							
	Grades 9-12							
Total ADA	-	-	-	-	-	-	-	-
2	Charter Name							
	Charter ADA by grade span							
	Grades K-3							
	Grades 4-6							
	Grades 7-8							
	Grades 9-12							
Total ADA	-	-	-	-	-	-	-	-
3	Charter Name							
	Charter ADA by grade span							
	Grades K-3							
	Grades 4-6							
	Grades 7-8							
	Grades 9-12							
Total ADA	-	-	-	-	-	-	-	-
4	Charter Name							
	Charter ADA by grade span							
	Grades K-3							
	Grades 4-6							
	Grades 7-8							
	Grades 9-12							
Total ADA	-	-	-	-	-	-	-	-



Shanel Valley Academy (140814)		2019-20	2020-21	2021-22	2022-23	2023-24	2024-25	2025-26	2026-27
5	Charter Name	<input type="text"/>							
	Charter ADA by grade span								
	Grades K-3	<input type="text"/>	<input type="text"/>	<input type="text"/>	<input type="text"/>	<input type="text"/>	<input type="text"/>	<input type="text"/>	<input type="text"/>
	Grades 4-6	<input type="text"/>	<input type="text"/>	<input type="text"/>	<input type="text"/>	<input type="text"/>	<input type="text"/>	<input type="text"/>	<input type="text"/>
	Grades 7-8	<input type="text"/>	<input type="text"/>	<input type="text"/>	<input type="text"/>	<input type="text"/>	<input type="text"/>	<input type="text"/>	<input type="text"/>
	Grades 9-12	<input type="text"/>	<input type="text"/>	<input type="text"/>	<input type="text"/>	<input type="text"/>	<input type="text"/>	<input type="text"/>	<input type="text"/>
Total ADA		-	-	-	-	-	-	-	-
6	Charter Name	<input type="text"/>							
	Charter ADA by grade span								
	Grades K-3	<input type="text"/>	<input type="text"/>	<input type="text"/>	<input type="text"/>	<input type="text"/>	<input type="text"/>	<input type="text"/>	<input type="text"/>
	Grades 4-6	<input type="text"/>	<input type="text"/>	<input type="text"/>	<input type="text"/>	<input type="text"/>	<input type="text"/>	<input type="text"/>	<input type="text"/>
	Grades 7-8	<input type="text"/>	<input type="text"/>	<input type="text"/>	<input type="text"/>	<input type="text"/>	<input type="text"/>	<input type="text"/>	<input type="text"/>
	Grades 9-12	<input type="text"/>	<input type="text"/>	<input type="text"/>	<input type="text"/>	<input type="text"/>	<input type="text"/>	<input type="text"/>	<input type="text"/>
Total ADA		-	-	-	-	-	-	-	-
7	Charter Name	<input type="text"/>							
	Charter ADA by grade span								
	Grades K-3	<input type="text"/>	<input type="text"/>	<input type="text"/>	<input type="text"/>	<input type="text"/>	<input type="text"/>	<input type="text"/>	<input type="text"/>
	Grades 4-6	<input type="text"/>	<input type="text"/>	<input type="text"/>	<input type="text"/>	<input type="text"/>	<input type="text"/>	<input type="text"/>	<input type="text"/>
	Grades 7-8	<input type="text"/>	<input type="text"/>	<input type="text"/>	<input type="text"/>	<input type="text"/>	<input type="text"/>	<input type="text"/>	<input type="text"/>
	Grades 9-12	<input type="text"/>	<input type="text"/>	<input type="text"/>	<input type="text"/>	<input type="text"/>	<input type="text"/>	<input type="text"/>	<input type="text"/>
Total ADA		-	-	-	-	-	-	-	-
8	Charter Name	<input type="text"/>							
	Charter ADA by grade span								
	Grades K-3	<input type="text"/>	<input type="text"/>	<input type="text"/>	<input type="text"/>	<input type="text"/>	<input type="text"/>	<input type="text"/>	<input type="text"/>
	Grades 4-6	<input type="text"/>	<input type="text"/>	<input type="text"/>	<input type="text"/>	<input type="text"/>	<input type="text"/>	<input type="text"/>	<input type="text"/>
	Grades 7-8	<input type="text"/>	<input type="text"/>	<input type="text"/>	<input type="text"/>	<input type="text"/>	<input type="text"/>	<input type="text"/>	<input type="text"/>
	Grades 9-12	<input type="text"/>	<input type="text"/>	<input type="text"/>	<input type="text"/>	<input type="text"/>	<input type="text"/>	<input type="text"/>	<input type="text"/>
Total ADA		-	-	-	-	-	-	-	-
9	Charter Name	<input type="text"/>							
	Charter ADA by grade span								
	Grades K-3	<input type="text"/>	<input type="text"/>	<input type="text"/>	<input type="text"/>	<input type="text"/>	<input type="text"/>	<input type="text"/>	<input type="text"/>
	Grades 4-6	<input type="text"/>	<input type="text"/>	<input type="text"/>	<input type="text"/>	<input type="text"/>	<input type="text"/>	<input type="text"/>	<input type="text"/>
	Grades 7-8	<input type="text"/>	<input type="text"/>	<input type="text"/>	<input type="text"/>	<input type="text"/>	<input type="text"/>	<input type="text"/>	<input type="text"/>
	Grades 9-12	<input type="text"/>	<input type="text"/>	<input type="text"/>	<input type="text"/>	<input type="text"/>	<input type="text"/>	<input type="text"/>	<input type="text"/>
Total ADA		-	-	-	-	-	-	-	-

Shanel Valley Academy (140814)		2019-20	2020-21	2021-22	2022-23	2023-24	2024-25	2025-26	2026-27
10	Charter Name	<input type="text"/>							
	Charter ADA by grade span								
	Grades K-3	<input type="text"/>	<input type="text"/>	<input type="text"/>	<input type="text"/>	<input type="text"/>	<input type="text"/>	<input type="text"/>	<input type="text"/>
	Grades 4-6	<input type="text"/>	<input type="text"/>	<input type="text"/>	<input type="text"/>	<input type="text"/>	<input type="text"/>	<input type="text"/>	<input type="text"/>
	Grades 7-8	<input type="text"/>	<input type="text"/>	<input type="text"/>	<input type="text"/>	<input type="text"/>	<input type="text"/>	<input type="text"/>	<input type="text"/>
	Grades 9-12	<input type="text"/>	<input type="text"/>	<input type="text"/>	<input type="text"/>	<input type="text"/>	<input type="text"/>	<input type="text"/>	<input type="text"/>
Total ADA		-	-	-	-	-	-	-	-
11	Charter Name	<input type="text"/>							
	Charter ADA by grade span								
	Grades K-3	<input type="text"/>	<input type="text"/>	<input type="text"/>	<input type="text"/>	<input type="text"/>	<input type="text"/>	<input type="text"/>	<input type="text"/>
	Grades 4-6	<input type="text"/>	<input type="text"/>	<input type="text"/>	<input type="text"/>	<input type="text"/>	<input type="text"/>	<input type="text"/>	<input type="text"/>
	Grades 7-8	<input type="text"/>	<input type="text"/>	<input type="text"/>	<input type="text"/>	<input type="text"/>	<input type="text"/>	<input type="text"/>	<input type="text"/>
	Grades 9-12	<input type="text"/>	<input type="text"/>	<input type="text"/>	<input type="text"/>	<input type="text"/>	<input type="text"/>	<input type="text"/>	<input type="text"/>
Total ADA		-	-	-	-	-	-	-	-
12	Charter Name	<input type="text"/>							
	Charter ADA by grade span								
	Grades K-3	<input type="text"/>	<input type="text"/>	<input type="text"/>	<input type="text"/>	<input type="text"/>	<input type="text"/>	<input type="text"/>	<input type="text"/>
	Grades 4-6	<input type="text"/>	<input type="text"/>	<input type="text"/>	<input type="text"/>	<input type="text"/>	<input type="text"/>	<input type="text"/>	<input type="text"/>
	Grades 7-8	<input type="text"/>	<input type="text"/>	<input type="text"/>	<input type="text"/>	<input type="text"/>	<input type="text"/>	<input type="text"/>	<input type="text"/>
	Grades 9-12	<input type="text"/>	<input type="text"/>	<input type="text"/>	<input type="text"/>	<input type="text"/>	<input type="text"/>	<input type="text"/>	<input type="text"/>
Total ADA		-	-	-	-	-	-	-	-
13	Charter Name	<input type="text"/>							
	Charter ADA by grade span								
	Grades K-3	<input type="text"/>	<input type="text"/>	<input type="text"/>	<input type="text"/>	<input type="text"/>	<input type="text"/>	<input type="text"/>	<input type="text"/>
	Grades 4-6	<input type="text"/>	<input type="text"/>	<input type="text"/>	<input type="text"/>	<input type="text"/>	<input type="text"/>	<input type="text"/>	<input type="text"/>
	Grades 7-8	<input type="text"/>	<input type="text"/>	<input type="text"/>	<input type="text"/>	<input type="text"/>	<input type="text"/>	<input type="text"/>	<input type="text"/>
	Grades 9-12	<input type="text"/>	<input type="text"/>	<input type="text"/>	<input type="text"/>	<input type="text"/>	<input type="text"/>	<input type="text"/>	<input type="text"/>
Total ADA		-	-	-	-	-	-	-	-
14	Charter Name	<input type="text"/>							
	Charter ADA by grade span								
	Grades K-3	<input type="text"/>	<input type="text"/>	<input type="text"/>	<input type="text"/>	<input type="text"/>	<input type="text"/>	<input type="text"/>	<input type="text"/>
	Grades 4-6	<input type="text"/>	<input type="text"/>	<input type="text"/>	<input type="text"/>	<input type="text"/>	<input type="text"/>	<input type="text"/>	<input type="text"/>
	Grades 7-8	<input type="text"/>	<input type="text"/>	<input type="text"/>	<input type="text"/>	<input type="text"/>	<input type="text"/>	<input type="text"/>	<input type="text"/>
	Grades 9-12	<input type="text"/>	<input type="text"/>	<input type="text"/>	<input type="text"/>	<input type="text"/>	<input type="text"/>	<input type="text"/>	<input type="text"/>
Total ADA		-	-	-	-	-	-	-	-

Shanel Valley Academy (140814)		2019-20	2020-21	2021-22	2022-23	2023-24	2024-25	2025-26	2026-27
15	Charter Name	<input type="text"/>							
	Charter ADA by grade span								
	Grades K-3	<input type="text"/>	<input type="text"/>	<input type="text"/>	<input type="text"/>	<input type="text"/>	<input type="text"/>	<input type="text"/>	<input type="text"/>
	Grades 4-6	<input type="text"/>	<input type="text"/>	<input type="text"/>	<input type="text"/>	<input type="text"/>	<input type="text"/>	<input type="text"/>	<input type="text"/>
	Grades 7-8	<input type="text"/>	<input type="text"/>	<input type="text"/>	<input type="text"/>	<input type="text"/>	<input type="text"/>	<input type="text"/>	<input type="text"/>
	Grades 9-12	<input type="text"/>	<input type="text"/>	<input type="text"/>	<input type="text"/>	<input type="text"/>	<input type="text"/>	<input type="text"/>	<input type="text"/>
Total ADA		-	-	-	-	-	-	-	-
16	Charter Name	<input type="text"/>							
	Charter ADA by grade span								
	Grades K-3	<input type="text"/>	<input type="text"/>	<input type="text"/>	<input type="text"/>	<input type="text"/>	<input type="text"/>	<input type="text"/>	<input type="text"/>
	Grades 4-6	<input type="text"/>	<input type="text"/>	<input type="text"/>	<input type="text"/>	<input type="text"/>	<input type="text"/>	<input type="text"/>	<input type="text"/>
	Grades 7-8	<input type="text"/>	<input type="text"/>	<input type="text"/>	<input type="text"/>	<input type="text"/>	<input type="text"/>	<input type="text"/>	<input type="text"/>
	Grades 9-12	<input type="text"/>	<input type="text"/>	<input type="text"/>	<input type="text"/>	<input type="text"/>	<input type="text"/>	<input type="text"/>	<input type="text"/>
Total ADA		-	-	-	-	-	-	-	-
17	Charter Name	<input type="text"/>							
	Charter ADA by grade span								
	Grades K-3	<input type="text"/>	<input type="text"/>	<input type="text"/>	<input type="text"/>	<input type="text"/>	<input type="text"/>	<input type="text"/>	<input type="text"/>
	Grades 4-6	<input type="text"/>	<input type="text"/>	<input type="text"/>	<input type="text"/>	<input type="text"/>	<input type="text"/>	<input type="text"/>	<input type="text"/>
	Grades 7-8	<input type="text"/>	<input type="text"/>	<input type="text"/>	<input type="text"/>	<input type="text"/>	<input type="text"/>	<input type="text"/>	<input type="text"/>
	Grades 9-12	<input type="text"/>	<input type="text"/>	<input type="text"/>	<input type="text"/>	<input type="text"/>	<input type="text"/>	<input type="text"/>	<input type="text"/>
Total ADA		-	-	-	-	-	-	-	-
18	Charter Name	<input type="text"/>							
	Charter ADA by grade span								
	Grades K-3	<input type="text"/>	<input type="text"/>	<input type="text"/>	<input type="text"/>	<input type="text"/>	<input type="text"/>	<input type="text"/>	<input type="text"/>
	Grades 4-6	<input type="text"/>	<input type="text"/>	<input type="text"/>	<input type="text"/>	<input type="text"/>	<input type="text"/>	<input type="text"/>	<input type="text"/>
	Grades 7-8	<input type="text"/>	<input type="text"/>	<input type="text"/>	<input type="text"/>	<input type="text"/>	<input type="text"/>	<input type="text"/>	<input type="text"/>
	Grades 9-12	<input type="text"/>	<input type="text"/>	<input type="text"/>	<input type="text"/>	<input type="text"/>	<input type="text"/>	<input type="text"/>	<input type="text"/>
Total ADA		-	-	-	-	-	-	-	-
19	Charter Name	<input type="text"/>							
	Charter ADA by grade span								
	Grades K-3	<input type="text"/>	<input type="text"/>	<input type="text"/>	<input type="text"/>	<input type="text"/>	<input type="text"/>	<input type="text"/>	<input type="text"/>
	Grades 4-6	<input type="text"/>	<input type="text"/>	<input type="text"/>	<input type="text"/>	<input type="text"/>	<input type="text"/>	<input type="text"/>	<input type="text"/>
	Grades 7-8	<input type="text"/>	<input type="text"/>	<input type="text"/>	<input type="text"/>	<input type="text"/>	<input type="text"/>	<input type="text"/>	<input type="text"/>
	Grades 9-12	<input type="text"/>	<input type="text"/>	<input type="text"/>	<input type="text"/>	<input type="text"/>	<input type="text"/>	<input type="text"/>	<input type="text"/>
Total ADA		-	-	-	-	-	-	-	-

Shanel Valley Academy (140814)		2019-20	2020-21	2021-22	2022-23	2023-24	2024-25	2025-26	2026-27
20	Charter Name	<input type="text"/>							
	Charter ADA by grade span								
	Grades K-3	<input type="text"/>	<input type="text"/>	<input type="text"/>	<input type="text"/>	<input type="text"/>	<input type="text"/>	<input type="text"/>	<input type="text"/>
	Grades 4-6	<input type="text"/>	<input type="text"/>	<input type="text"/>	<input type="text"/>	<input type="text"/>	<input type="text"/>	<input type="text"/>	<input type="text"/>
	Grades 7-8	<input type="text"/>	<input type="text"/>	<input type="text"/>	<input type="text"/>	<input type="text"/>	<input type="text"/>	<input type="text"/>	<input type="text"/>
	Grades 9-12	<input type="text"/>	<input type="text"/>	<input type="text"/>	<input type="text"/>	<input type="text"/>	<input type="text"/>	<input type="text"/>	<input type="text"/>
Total ADA	-	-	-	-	-	-	-	-	-
21	Charter Name	<input type="text"/>							
	Charter ADA by grade span								
	Grades K-3	<input type="text"/>	<input type="text"/>	<input type="text"/>	<input type="text"/>	<input type="text"/>	<input type="text"/>	<input type="text"/>	<input type="text"/>
	Grades 4-6	<input type="text"/>	<input type="text"/>	<input type="text"/>	<input type="text"/>	<input type="text"/>	<input type="text"/>	<input type="text"/>	<input type="text"/>
	Grades 7-8	<input type="text"/>	<input type="text"/>	<input type="text"/>	<input type="text"/>	<input type="text"/>	<input type="text"/>	<input type="text"/>	<input type="text"/>
	Grades 9-12	<input type="text"/>	<input type="text"/>	<input type="text"/>	<input type="text"/>	<input type="text"/>	<input type="text"/>	<input type="text"/>	<input type="text"/>
Total ADA	-	-	-	-	-	-	-	-	-
22	Charter Name	<input type="text"/>							
	Charter ADA by grade span								
	Grades K-3	<input type="text"/>	<input type="text"/>	<input type="text"/>	<input type="text"/>	<input type="text"/>	<input type="text"/>	<input type="text"/>	<input type="text"/>
	Grades 4-6	<input type="text"/>	<input type="text"/>	<input type="text"/>	<input type="text"/>	<input type="text"/>	<input type="text"/>	<input type="text"/>	<input type="text"/>
	Grades 7-8	<input type="text"/>	<input type="text"/>	<input type="text"/>	<input type="text"/>	<input type="text"/>	<input type="text"/>	<input type="text"/>	<input type="text"/>
	Grades 9-12	<input type="text"/>	<input type="text"/>	<input type="text"/>	<input type="text"/>	<input type="text"/>	<input type="text"/>	<input type="text"/>	<input type="text"/>
Total ADA	-	-	-	-	-	-	-	-	-
23	Charter Name	<input type="text"/>							
	Charter ADA by grade span								
	Grades K-3	<input type="text"/>	<input type="text"/>	<input type="text"/>	<input type="text"/>	<input type="text"/>	<input type="text"/>	<input type="text"/>	<input type="text"/>
	Grades 4-6	<input type="text"/>	<input type="text"/>	<input type="text"/>	<input type="text"/>	<input type="text"/>	<input type="text"/>	<input type="text"/>	<input type="text"/>
	Grades 7-8	<input type="text"/>	<input type="text"/>	<input type="text"/>	<input type="text"/>	<input type="text"/>	<input type="text"/>	<input type="text"/>	<input type="text"/>
	Grades 9-12	<input type="text"/>	<input type="text"/>	<input type="text"/>	<input type="text"/>	<input type="text"/>	<input type="text"/>	<input type="text"/>	<input type="text"/>
Total ADA	-	-	-	-	-	-	-	-	-
24	Charter Name	<input type="text"/>							
	Charter ADA by grade span								
	Grades K-3	<input type="text"/>	<input type="text"/>	<input type="text"/>	<input type="text"/>	<input type="text"/>	<input type="text"/>	<input type="text"/>	<input type="text"/>
	Grades 4-6	<input type="text"/>	<input type="text"/>	<input type="text"/>	<input type="text"/>	<input type="text"/>	<input type="text"/>	<input type="text"/>	<input type="text"/>
	Grades 7-8	<input type="text"/>	<input type="text"/>	<input type="text"/>	<input type="text"/>	<input type="text"/>	<input type="text"/>	<input type="text"/>	<input type="text"/>
	Grades 9-12	<input type="text"/>	<input type="text"/>	<input type="text"/>	<input type="text"/>	<input type="text"/>	<input type="text"/>	<input type="text"/>	<input type="text"/>
Total ADA	-	-	-	-	-	-	-	-	-

Shanel Valley Academy (140814)		2019-20	2020-21	2021-22	2022-23	2023-24	2024-25	2025-26	2026-27
25	Charter Name	<input type="text"/>							
	Charter ADA by grade span								
	Grades K-3	<input type="text"/>	<input type="text"/>	<input type="text"/>	<input type="text"/>	<input type="text"/>	<input type="text"/>	<input type="text"/>	<input type="text"/>
	Grades 4-6	<input type="text"/>	<input type="text"/>	<input type="text"/>	<input type="text"/>	<input type="text"/>	<input type="text"/>	<input type="text"/>	<input type="text"/>
	Grades 7-8	<input type="text"/>	<input type="text"/>	<input type="text"/>	<input type="text"/>	<input type="text"/>	<input type="text"/>	<input type="text"/>	<input type="text"/>
	Grades 9-12	<input type="text"/>	<input type="text"/>	<input type="text"/>	<input type="text"/>	<input type="text"/>	<input type="text"/>	<input type="text"/>	<input type="text"/>
Total ADA	-	-	-	-	-	-	-	-	-
26	Charter Name	<input type="text"/>							
	Charter ADA by grade span								
	Grades K-3	<input type="text"/>	<input type="text"/>	<input type="text"/>	<input type="text"/>	<input type="text"/>	<input type="text"/>	<input type="text"/>	<input type="text"/>
	Grades 4-6	<input type="text"/>	<input type="text"/>	<input type="text"/>	<input type="text"/>	<input type="text"/>	<input type="text"/>	<input type="text"/>	<input type="text"/>
	Grades 7-8	<input type="text"/>	<input type="text"/>	<input type="text"/>	<input type="text"/>	<input type="text"/>	<input type="text"/>	<input type="text"/>	<input type="text"/>
	Grades 9-12	<input type="text"/>	<input type="text"/>	<input type="text"/>	<input type="text"/>	<input type="text"/>	<input type="text"/>	<input type="text"/>	<input type="text"/>
Total ADA	-	-	-	-	-	-	-	-	-
27	Charter Name	<input type="text"/>							
	Charter ADA by grade span								
	Grades K-3	<input type="text"/>	<input type="text"/>	<input type="text"/>	<input type="text"/>	<input type="text"/>	<input type="text"/>	<input type="text"/>	<input type="text"/>
	Grades 4-6	<input type="text"/>	<input type="text"/>	<input type="text"/>	<input type="text"/>	<input type="text"/>	<input type="text"/>	<input type="text"/>	<input type="text"/>
	Grades 7-8	<input type="text"/>	<input type="text"/>	<input type="text"/>	<input type="text"/>	<input type="text"/>	<input type="text"/>	<input type="text"/>	<input type="text"/>
	Grades 9-12	<input type="text"/>	<input type="text"/>	<input type="text"/>	<input type="text"/>	<input type="text"/>	<input type="text"/>	<input type="text"/>	<input type="text"/>
Total ADA	-	-	-	-	-	-	-	-	-
28	Charter Name	<input type="text"/>							
	Charter ADA by grade span								
	Grades K-3	<input type="text"/>	<input type="text"/>	<input type="text"/>	<input type="text"/>	<input type="text"/>	<input type="text"/>	<input type="text"/>	<input type="text"/>
	Grades 4-6	<input type="text"/>	<input type="text"/>	<input type="text"/>	<input type="text"/>	<input type="text"/>	<input type="text"/>	<input type="text"/>	<input type="text"/>
	Grades 7-8	<input type="text"/>	<input type="text"/>	<input type="text"/>	<input type="text"/>	<input type="text"/>	<input type="text"/>	<input type="text"/>	<input type="text"/>
	Grades 9-12	<input type="text"/>	<input type="text"/>	<input type="text"/>	<input type="text"/>	<input type="text"/>	<input type="text"/>	<input type="text"/>	<input type="text"/>
Total ADA	-	-	-	-	-	-	-	-	-
29	Charter Name	<input type="text"/>							
	Charter ADA by grade span								
	Grades K-3	<input type="text"/>	<input type="text"/>	<input type="text"/>	<input type="text"/>	<input type="text"/>	<input type="text"/>	<input type="text"/>	<input type="text"/>
	Grades 4-6	<input type="text"/>	<input type="text"/>	<input type="text"/>	<input type="text"/>	<input type="text"/>	<input type="text"/>	<input type="text"/>	<input type="text"/>
	Grades 7-8	<input type="text"/>	<input type="text"/>	<input type="text"/>	<input type="text"/>	<input type="text"/>	<input type="text"/>	<input type="text"/>	<input type="text"/>
	Grades 9-12	<input type="text"/>	<input type="text"/>	<input type="text"/>	<input type="text"/>	<input type="text"/>	<input type="text"/>	<input type="text"/>	<input type="text"/>
Total ADA	-	-	-	-	-	-	-	-	-

Shanel Valley Academy (140814)		2019-20	2020-21	2021-22	2022-23	2023-24	2024-25	2025-26	2026-27
30	Charter Name	<input type="text"/>							
	Charter ADA by grade span								
	Grades K-3	<input type="text"/>	<input type="text"/>	<input type="text"/>	<input type="text"/>	<input type="text"/>	<input type="text"/>	<input type="text"/>	<input type="text"/>
	Grades 4-6	<input type="text"/>	<input type="text"/>	<input type="text"/>	<input type="text"/>	<input type="text"/>	<input type="text"/>	<input type="text"/>	<input type="text"/>
	Grades 7-8	<input type="text"/>	<input type="text"/>	<input type="text"/>	<input type="text"/>	<input type="text"/>	<input type="text"/>	<input type="text"/>	<input type="text"/>
	Grades 9-12	<input type="text"/>	<input type="text"/>	<input type="text"/>	<input type="text"/>	<input type="text"/>	<input type="text"/>	<input type="text"/>	<input type="text"/>
Total ADA		-	-	-	-	-	-	-	-
31	Charter Name	<input type="text"/>							
	Charter ADA by grade span								
	Grades K-3	<input type="text"/>	<input type="text"/>	<input type="text"/>	<input type="text"/>	<input type="text"/>	<input type="text"/>	<input type="text"/>	<input type="text"/>
	Grades 4-6	<input type="text"/>	<input type="text"/>	<input type="text"/>	<input type="text"/>	<input type="text"/>	<input type="text"/>	<input type="text"/>	<input type="text"/>
	Grades 7-8	<input type="text"/>	<input type="text"/>	<input type="text"/>	<input type="text"/>	<input type="text"/>	<input type="text"/>	<input type="text"/>	<input type="text"/>
	Grades 9-12	<input type="text"/>	<input type="text"/>	<input type="text"/>	<input type="text"/>	<input type="text"/>	<input type="text"/>	<input type="text"/>	<input type="text"/>
Total ADA		-	-	-	-	-	-	-	-
32	Charter Name	<input type="text"/>							
	Charter ADA by grade span								
	Grades K-3	<input type="text"/>	<input type="text"/>	<input type="text"/>	<input type="text"/>	<input type="text"/>	<input type="text"/>	<input type="text"/>	<input type="text"/>
	Grades 4-6	<input type="text"/>	<input type="text"/>	<input type="text"/>	<input type="text"/>	<input type="text"/>	<input type="text"/>	<input type="text"/>	<input type="text"/>
	Grades 7-8	<input type="text"/>	<input type="text"/>	<input type="text"/>	<input type="text"/>	<input type="text"/>	<input type="text"/>	<input type="text"/>	<input type="text"/>
	Grades 9-12	<input type="text"/>	<input type="text"/>	<input type="text"/>	<input type="text"/>	<input type="text"/>	<input type="text"/>	<input type="text"/>	<input type="text"/>
Total ADA		-	-	-	-	-	-	-	-
33	Charter Name	<input type="text"/>							
	Charter ADA by grade span								
	Grades K-3	<input type="text"/>	<input type="text"/>	<input type="text"/>	<input type="text"/>	<input type="text"/>	<input type="text"/>	<input type="text"/>	<input type="text"/>
	Grades 4-6	<input type="text"/>	<input type="text"/>	<input type="text"/>	<input type="text"/>	<input type="text"/>	<input type="text"/>	<input type="text"/>	<input type="text"/>
	Grades 7-8	<input type="text"/>	<input type="text"/>	<input type="text"/>	<input type="text"/>	<input type="text"/>	<input type="text"/>	<input type="text"/>	<input type="text"/>
	Grades 9-12	<input type="text"/>	<input type="text"/>	<input type="text"/>	<input type="text"/>	<input type="text"/>	<input type="text"/>	<input type="text"/>	<input type="text"/>
Total ADA		-	-	-	-	-	-	-	-
34	Charter Name	<input type="text"/>							
	Charter ADA by grade span								
	Grades K-3	<input type="text"/>	<input type="text"/>	<input type="text"/>	<input type="text"/>	<input type="text"/>	<input type="text"/>	<input type="text"/>	<input type="text"/>
	Grades 4-6	<input type="text"/>	<input type="text"/>	<input type="text"/>	<input type="text"/>	<input type="text"/>	<input type="text"/>	<input type="text"/>	<input type="text"/>
	Grades 7-8	<input type="text"/>	<input type="text"/>	<input type="text"/>	<input type="text"/>	<input type="text"/>	<input type="text"/>	<input type="text"/>	<input type="text"/>
	Grades 9-12	<input type="text"/>	<input type="text"/>	<input type="text"/>	<input type="text"/>	<input type="text"/>	<input type="text"/>	<input type="text"/>	<input type="text"/>
Total ADA		-	-	-	-	-	-	-	-

Shanel Valley Academy (140814)		2019-20	2020-21	2021-22	2022-23	2023-24	2024-25	2025-26	2026-27
35	Charter Name	<input type="text"/>							
	Charter ADA by grade span								
	Grades K-3	<input type="text"/>	<input type="text"/>	<input type="text"/>	<input type="text"/>	<input type="text"/>	<input type="text"/>	<input type="text"/>	<input type="text"/>
	Grades 4-6	<input type="text"/>	<input type="text"/>	<input type="text"/>	<input type="text"/>	<input type="text"/>	<input type="text"/>	<input type="text"/>	<input type="text"/>
	Grades 7-8	<input type="text"/>	<input type="text"/>	<input type="text"/>	<input type="text"/>	<input type="text"/>	<input type="text"/>	<input type="text"/>	<input type="text"/>
	Grades 9-12	<input type="text"/>	<input type="text"/>	<input type="text"/>	<input type="text"/>	<input type="text"/>	<input type="text"/>	<input type="text"/>	<input type="text"/>
Total ADA		-	-	-	-	-	-	-	-
36	Charter Name	<input type="text"/>							
	Charter ADA by grade span								
	Grades K-3	<input type="text"/>	<input type="text"/>	<input type="text"/>	<input type="text"/>	<input type="text"/>	<input type="text"/>	<input type="text"/>	<input type="text"/>
	Grades 4-6	<input type="text"/>	<input type="text"/>	<input type="text"/>	<input type="text"/>	<input type="text"/>	<input type="text"/>	<input type="text"/>	<input type="text"/>
	Grades 7-8	<input type="text"/>	<input type="text"/>	<input type="text"/>	<input type="text"/>	<input type="text"/>	<input type="text"/>	<input type="text"/>	<input type="text"/>
	Grades 9-12	<input type="text"/>	<input type="text"/>	<input type="text"/>	<input type="text"/>	<input type="text"/>	<input type="text"/>	<input type="text"/>	<input type="text"/>
Total ADA		-	-	-	-	-	-	-	-
37	Charter Name	<input type="text"/>							
	Charter ADA by grade span								
	Grades K-3	<input type="text"/>	<input type="text"/>	<input type="text"/>	<input type="text"/>	<input type="text"/>	<input type="text"/>	<input type="text"/>	<input type="text"/>
	Grades 4-6	<input type="text"/>	<input type="text"/>	<input type="text"/>	<input type="text"/>	<input type="text"/>	<input type="text"/>	<input type="text"/>	<input type="text"/>
	Grades 7-8	<input type="text"/>	<input type="text"/>	<input type="text"/>	<input type="text"/>	<input type="text"/>	<input type="text"/>	<input type="text"/>	<input type="text"/>
	Grades 9-12	<input type="text"/>	<input type="text"/>	<input type="text"/>	<input type="text"/>	<input type="text"/>	<input type="text"/>	<input type="text"/>	<input type="text"/>
Total ADA		-	-	-	-	-	-	-	-
38	Charter Name	<input type="text"/>							
	Charter ADA by grade span								
	Grades K-3	<input type="text"/>	<input type="text"/>	<input type="text"/>	<input type="text"/>	<input type="text"/>	<input type="text"/>	<input type="text"/>	<input type="text"/>
	Grades 4-6	<input type="text"/>	<input type="text"/>	<input type="text"/>	<input type="text"/>	<input type="text"/>	<input type="text"/>	<input type="text"/>	<input type="text"/>
	Grades 7-8	<input type="text"/>	<input type="text"/>	<input type="text"/>	<input type="text"/>	<input type="text"/>	<input type="text"/>	<input type="text"/>	<input type="text"/>
	Grades 9-12	<input type="text"/>	<input type="text"/>	<input type="text"/>	<input type="text"/>	<input type="text"/>	<input type="text"/>	<input type="text"/>	<input type="text"/>
Total ADA		-	-	-	-	-	-	-	-
39	Charter Name	<input type="text"/>							
	Charter ADA by grade span								
	Grades K-3	<input type="text"/>	<input type="text"/>	<input type="text"/>	<input type="text"/>	<input type="text"/>	<input type="text"/>	<input type="text"/>	<input type="text"/>
	Grades 4-6	<input type="text"/>	<input type="text"/>	<input type="text"/>	<input type="text"/>	<input type="text"/>	<input type="text"/>	<input type="text"/>	<input type="text"/>
	Grades 7-8	<input type="text"/>	<input type="text"/>	<input type="text"/>	<input type="text"/>	<input type="text"/>	<input type="text"/>	<input type="text"/>	<input type="text"/>
	Grades 9-12	<input type="text"/>	<input type="text"/>	<input type="text"/>	<input type="text"/>	<input type="text"/>	<input type="text"/>	<input type="text"/>	<input type="text"/>
Total ADA		-	-	-	-	-	-	-	-

Shanel Valley Academy (140814)		2019-20	2020-21	2021-22	2022-23	2023-24	2024-25	2025-26	2026-27
40	Charter Name	<input type="text"/>							
	Charter ADA by grade span								
	Grades K-3	<input type="text"/>	<input type="text"/>	<input type="text"/>	<input type="text"/>	<input type="text"/>	<input type="text"/>	<input type="text"/>	<input type="text"/>
	Grades 4-6	<input type="text"/>	<input type="text"/>	<input type="text"/>	<input type="text"/>	<input type="text"/>	<input type="text"/>	<input type="text"/>	<input type="text"/>
	Grades 7-8	<input type="text"/>	<input type="text"/>	<input type="text"/>	<input type="text"/>	<input type="text"/>	<input type="text"/>	<input type="text"/>	<input type="text"/>
	Grades 9-12	<input type="text"/>	<input type="text"/>	<input type="text"/>	<input type="text"/>	<input type="text"/>	<input type="text"/>	<input type="text"/>	<input type="text"/>
Total ADA		-	-	-	-	-	-	-	-
41	Charter Name	<input type="text"/>							
	Charter ADA by grade span								
	Grades K-3	<input type="text"/>	<input type="text"/>	<input type="text"/>	<input type="text"/>	<input type="text"/>	<input type="text"/>	<input type="text"/>	<input type="text"/>
	Grades 4-6	<input type="text"/>	<input type="text"/>	<input type="text"/>	<input type="text"/>	<input type="text"/>	<input type="text"/>	<input type="text"/>	<input type="text"/>
	Grades 7-8	<input type="text"/>	<input type="text"/>	<input type="text"/>	<input type="text"/>	<input type="text"/>	<input type="text"/>	<input type="text"/>	<input type="text"/>
	Grades 9-12	<input type="text"/>	<input type="text"/>	<input type="text"/>	<input type="text"/>	<input type="text"/>	<input type="text"/>	<input type="text"/>	<input type="text"/>
Total ADA		-	-	-	-	-	-	-	-
42	Charter Name	<input type="text"/>							
	Charter ADA by grade span								
	Grades K-3	<input type="text"/>	<input type="text"/>	<input type="text"/>	<input type="text"/>	<input type="text"/>	<input type="text"/>	<input type="text"/>	<input type="text"/>
	Grades 4-6	<input type="text"/>	<input type="text"/>	<input type="text"/>	<input type="text"/>	<input type="text"/>	<input type="text"/>	<input type="text"/>	<input type="text"/>
	Grades 7-8	<input type="text"/>	<input type="text"/>	<input type="text"/>	<input type="text"/>	<input type="text"/>	<input type="text"/>	<input type="text"/>	<input type="text"/>
	Grades 9-12	<input type="text"/>	<input type="text"/>	<input type="text"/>	<input type="text"/>	<input type="text"/>	<input type="text"/>	<input type="text"/>	<input type="text"/>
Total ADA		-	-	-	-	-	-	-	-
43	Charter Name	<input type="text"/>							
	Charter ADA by grade span								
	Grades K-3	<input type="text"/>	<input type="text"/>	<input type="text"/>	<input type="text"/>	<input type="text"/>	<input type="text"/>	<input type="text"/>	<input type="text"/>
	Grades 4-6	<input type="text"/>	<input type="text"/>	<input type="text"/>	<input type="text"/>	<input type="text"/>	<input type="text"/>	<input type="text"/>	<input type="text"/>
	Grades 7-8	<input type="text"/>	<input type="text"/>	<input type="text"/>	<input type="text"/>	<input type="text"/>	<input type="text"/>	<input type="text"/>	<input type="text"/>
	Grades 9-12	<input type="text"/>	<input type="text"/>	<input type="text"/>	<input type="text"/>	<input type="text"/>	<input type="text"/>	<input type="text"/>	<input type="text"/>
Total ADA		-	-	-	-	-	-	-	-
44	Charter Name	<input type="text"/>							
	Charter ADA by grade span								
	Grades K-3	<input type="text"/>	<input type="text"/>	<input type="text"/>	<input type="text"/>	<input type="text"/>	<input type="text"/>	<input type="text"/>	<input type="text"/>
	Grades 4-6	<input type="text"/>	<input type="text"/>	<input type="text"/>	<input type="text"/>	<input type="text"/>	<input type="text"/>	<input type="text"/>	<input type="text"/>
	Grades 7-8	<input type="text"/>	<input type="text"/>	<input type="text"/>	<input type="text"/>	<input type="text"/>	<input type="text"/>	<input type="text"/>	<input type="text"/>
	Grades 9-12	<input type="text"/>	<input type="text"/>	<input type="text"/>	<input type="text"/>	<input type="text"/>	<input type="text"/>	<input type="text"/>	<input type="text"/>
Total ADA		-	-	-	-	-	-	-	-

Shanel Valley Academy (140814)		2019-20	2020-21	2021-22	2022-23	2023-24	2024-25	2025-26	2026-27
45	Charter Name	<input type="text"/>							
	Charter ADA by grade span								
	Grades K-3	<input type="text"/>	<input type="text"/>	<input type="text"/>	<input type="text"/>	<input type="text"/>	<input type="text"/>	<input type="text"/>	<input type="text"/>
	Grades 4-6	<input type="text"/>	<input type="text"/>	<input type="text"/>	<input type="text"/>	<input type="text"/>	<input type="text"/>	<input type="text"/>	<input type="text"/>
	Grades 7-8	<input type="text"/>	<input type="text"/>	<input type="text"/>	<input type="text"/>	<input type="text"/>	<input type="text"/>	<input type="text"/>	<input type="text"/>
	Grades 9-12	<input type="text"/>	<input type="text"/>	<input type="text"/>	<input type="text"/>	<input type="text"/>	<input type="text"/>	<input type="text"/>	<input type="text"/>
Total ADA		-	-	-	-	-	-	-	-
46	Charter Name	<input type="text"/>							
	Charter ADA by grade span								
	Grades K-3	<input type="text"/>	<input type="text"/>	<input type="text"/>	<input type="text"/>	<input type="text"/>	<input type="text"/>	<input type="text"/>	<input type="text"/>
	Grades 4-6	<input type="text"/>	<input type="text"/>	<input type="text"/>	<input type="text"/>	<input type="text"/>	<input type="text"/>	<input type="text"/>	<input type="text"/>
	Grades 7-8	<input type="text"/>	<input type="text"/>	<input type="text"/>	<input type="text"/>	<input type="text"/>	<input type="text"/>	<input type="text"/>	<input type="text"/>
	Grades 9-12	<input type="text"/>	<input type="text"/>	<input type="text"/>	<input type="text"/>	<input type="text"/>	<input type="text"/>	<input type="text"/>	<input type="text"/>
Total ADA		-	-	-	-	-	-	-	-
47	Charter Name	<input type="text"/>							
	Charter ADA by grade span								
	Grades K-3	<input type="text"/>	<input type="text"/>	<input type="text"/>	<input type="text"/>	<input type="text"/>	<input type="text"/>	<input type="text"/>	<input type="text"/>
	Grades 4-6	<input type="text"/>	<input type="text"/>	<input type="text"/>	<input type="text"/>	<input type="text"/>	<input type="text"/>	<input type="text"/>	<input type="text"/>
	Grades 7-8	<input type="text"/>	<input type="text"/>	<input type="text"/>	<input type="text"/>	<input type="text"/>	<input type="text"/>	<input type="text"/>	<input type="text"/>
	Grades 9-12	<input type="text"/>	<input type="text"/>	<input type="text"/>	<input type="text"/>	<input type="text"/>	<input type="text"/>	<input type="text"/>	<input type="text"/>
Total ADA		-	-	-	-	-	-	-	-
48	Charter Name	<input type="text"/>							
	Charter ADA by grade span								
	Grades K-3	<input type="text"/>	<input type="text"/>	<input type="text"/>	<input type="text"/>	<input type="text"/>	<input type="text"/>	<input type="text"/>	<input type="text"/>
	Grades 4-6	<input type="text"/>	<input type="text"/>	<input type="text"/>	<input type="text"/>	<input type="text"/>	<input type="text"/>	<input type="text"/>	<input type="text"/>
	Grades 7-8	<input type="text"/>	<input type="text"/>	<input type="text"/>	<input type="text"/>	<input type="text"/>	<input type="text"/>	<input type="text"/>	<input type="text"/>
	Grades 9-12	<input type="text"/>	<input type="text"/>	<input type="text"/>	<input type="text"/>	<input type="text"/>	<input type="text"/>	<input type="text"/>	<input type="text"/>
Total ADA		-	-	-	-	-	-	-	-
49	Charter Name	<input type="text"/>							
	Charter ADA by grade span								
	Grades K-3	<input type="text"/>	<input type="text"/>	<input type="text"/>	<input type="text"/>	<input type="text"/>	<input type="text"/>	<input type="text"/>	<input type="text"/>
	Grades 4-6	<input type="text"/>	<input type="text"/>	<input type="text"/>	<input type="text"/>	<input type="text"/>	<input type="text"/>	<input type="text"/>	<input type="text"/>
	Grades 7-8	<input type="text"/>	<input type="text"/>	<input type="text"/>	<input type="text"/>	<input type="text"/>	<input type="text"/>	<input type="text"/>	<input type="text"/>
	Grades 9-12	<input type="text"/>	<input type="text"/>	<input type="text"/>	<input type="text"/>	<input type="text"/>	<input type="text"/>	<input type="text"/>	<input type="text"/>
Total ADA		-	-	-	-	-	-	-	-

Shanel Valley Academy (140814)		2019-20	2020-21	2021-22	2022-23	2023-24	2024-25	2025-26	2026-27
50	Charter Name								
	Charter ADA by grade span								
	Grades K-3								
	Grades 4-6								
	Grades 7-8								
	Grades 9-12								
Total ADA	-	-	-	-	-	-	-	-	-

Shanel Valley Academy (140814)	v.23.2c		PY3				v.23.2c	PY2						
LOCAL CONTROL FUNDING FORMULA							2019-20				2020-21			
LCFF ENTITLEMENT CALCULATION														
Calculation Factors	COLA & Augmentation		Base Grant Proration		Unduplicated Pupil Percentage		COLA & Augmentation		Base Grant Proration		Unduplicated Pupil Percentage			
	ADA	Base	Grade Span	Supplemental	Concentration	Total	ADA	Base	Grade Span	Supplemental	Concentration	Total		
Grades TK-3	-	\$ 7,702	\$ 801	\$ -	\$ -	\$ -	-	\$ 7,702	\$ 801	\$ -	\$ -	\$ -		
Grades 4-6	-	7,818	-	-	-	-	-	7,818	-	-	-	-		
Grades 7-8	-	8,050	-	-	-	-	-	8,050	-	-	-	-		
Grades 9-12	-	9,329	243	-	-	-	-	9,329	243	-	-	-		
Subtract Necessary Small School ADA and Funding	-	-	-	-	-	-	-	-	-	-	-	-		
Total Base, Supplemental, and Concentration Grant		\$ -	\$ -	\$ -	\$ -	\$ -		\$ -	\$ -	\$ -	\$ -	\$ -		
NSS Allowance		-	-	-	-	-		-	-	-	-	-		
TOTAL BASE		\$ -	\$ -	\$ -	\$ -	\$ -		\$ -	\$ -	\$ -	\$ -	\$ -		
ADD ONS:														
Targeted Instructional Improvement Block Grant						\$ -						\$ -		
Home-to-School Transportation (COLA added commencing 2023-24)						-						-		
Small School District Bus Replacement Program (COLA added commencing 2023-24)						-						-		
Transitional Kindergarten (Commencing 2022-23)						-						-		
ECONOMIC RECOVERY TARGET PAYMENT														
LCFF ENTITLEMENT						\$ -						\$ -		
STATE AID CALCULATION														
Miscellaneous Adjustments						-						-		
Adjusted LCFF Entitlement						-						-		
Local Revenue (including RDA)						-						-		
Gross State Aid						\$ -						\$ -		
MINIMUM STATE AID CALCULATION														
			12-13 Rate	2019-20 ADA		N/A		12-13 Rate	2020-21 ADA		N/A			
2012-13 RL/Charter Gen BG adjusted for ADA			\$ -	-		\$ -		\$ -	-		\$ -	-		
2012-13 NSS Allowance (deficit)			\$ -	-		-		\$ -	-		-	-		
Minimum State Aid Adjustments						-					-	-		
Less Current Year Property Taxes/In-Lieu						-					-	-		
Subtotal State Aid for Historical RL/Charter General BG						-					-	-		
Categorical funding from 2012-13 net of fair share reduction						-					-	-		
Charter School Categorical Block Grant adjusted for ADA						-					-	-		
Minimum State Aid Guarantee Before Proration Factor						-					-	-		
Proration Factor											0.00%			
Minimum State Aid Guarantee						\$ -					\$ -			
CHARTER SCHOOL MINIMUM STATE AID OFFSET														
LCFF Entitlement						-					-	-		
Minimum State Aid plus Property Taxes including RDA						-					-	-		
Offset						-					-	-		
Minimum State Aid Prior to Offset						-					-	-		
Total Minimum State Aid with Offset						-					-	-		
GROSS STATE AID						\$ -					\$ -			
ADDITIONAL STATE AID						\$ -					\$ -			
LCFF Entitlement (before COE transfer, Choice & Charter Supplemental)						\$ -					\$ -			
Change Over Prior Year								0.00%	-					
LCFF Entitlement Per ADA						\$ -						-		
Per-ADA Change Over Prior Year								0.00%	-					
Basic Aid Status (school districts only)						-						-		
LCFF SOURCES INCLUDING EXCESS TAXES														
						2019-20			Increase		2020-21			
State Aid						\$ -		0.00%	-		\$ -	-		
Education Protection Account						-					-	-		
Property Taxes Net of In-Lieu Transfers						-		0.00%	-		-	-		
Charter In-Lieu Taxes						-		0.00%	-		-	-		
Total LCFF (Excludes Basic Aid Choice and Basic Aid Supplemental Funding)						\$ -		0.00%	-		\$ -	-		

Shanel Valley Academy (140814)	v.23.2c						PY1	v.23.2c						CY
LOCAL CONTROL FUNDING FORMULA							2021-22							2022-23
LCFF ENTITLEMENT CALCULATION														
	COLA & Augmentation		Base Grant Proration		Unduplicated Pupil Percentage			COLA & Augmentation		Base Grant Proration		Unduplicated Pupil Percentage		
Calculation Factors	5.07%		0.00%		68.93% 68.93%			13.26%		0.00%		69.74% 69.74%		
	ADA	Base	Grade Span	Supplemental	Concentration	Total		ADA	Base	Grade Span	Supplemental	Concentration	Total	
Grades TK-3	66.35	\$ 8,093	\$ 842	\$ 1,232	\$ 809	\$ 728,244		75.85	\$ 9,166	\$ 953	\$ 1,411	\$ 970	\$ 948,118	
Grades 4-6	25.00	8,215		1,133	744	252,284		39.78	9,304		1,298	891	457,197	
Grades 7-8	-	8,458		1,166	766	-		-	9,580		1,336	918	-	
Grades 9-12	-	9,802	255	1,386	911	-		-	11,102	289	1,589	1,091	-	
Subtract Necessary Small School ADA and Funding	-	-	-	-	-	-		-	-	-	-	-	-	
Total Base, Supplemental, and Concentration Grant		\$ 742,346	\$ 55,866	\$ 110,042	\$ 72,274	\$ 980,528			\$ 1,065,354	\$ 72,285	\$ 158,678	\$ 108,998	\$ 1,405,315	
NSS Allowance		-	-	-	-	-			-	-	-	-	-	
TOTAL BASE	91.35	\$ 742,346	\$ 55,866	\$ 110,042	\$ 72,274	\$ 980,528		115.63	\$ 1,065,354	\$ 72,285	\$ 158,678	\$ 108,998	\$ 1,405,315	
ADD ONS:														
Targeted Instructional Improvement Block Grant						\$ -							\$ -	
Home-to-School Transportation (COLA added commencing 2023-24)						-							-	
Small School District Bus Replacement Program (COLA added commencing 2023-24)						-							-	
Transitional Kindergarten (commencing 2022-23)						-							14,065	
ECONOMIC RECOVERY TARGET PAYMENT						-							-	
LCFF ENTITLEMENT						\$ 980,528							\$ 1,419,380	
STATE AID CALCULATION														
Miscellaneous Adjustments						-							-	
Adjusted LCFF Entitlement						980,528							1,419,380	
Local Revenue (including RDA)						(251,225)							(145,115)	
Gross State Aid						\$ 729,303							\$ 1,274,265	
MINIMUM STATE AID CALCULATION														
			12-13 Rate	2021-22 ADA		N/A		12-13 Rate	2022-23 ADA		N/A		N/A	
2012-13 RL/Charter Gen BG adjusted for ADA			\$ -	91.35	\$ -	-		\$ -	115.63	\$ -	-	\$ -	-	
2012-13 NSS Allowance (deficit)			\$ -	-	\$ -	-		\$ -	-	\$ -	-	\$ -	-	
Minimum State Aid Adjustments						-							-	
Less Current Year Property Taxes/In-Lieu						(251,225)							(145,115)	
Subtotal State Aid for Historical RL/Charter General BG						-							-	
Categorical funding from 2012-13 net of fair share reduction						-							-	
Charter School Categorical Block Grant adjusted for ADA						-							-	
Minimum State Aid Guarantee Before Proration Factor						-							-	
Proration Factor						0.00%							0.00%	
Minimum State Aid Guarantee						\$ -							\$ -	
CHARTER SCHOOL MINIMUM STATE AID OFFSET														
LCFF Entitlement						980,528							1,405,315	
Minimum State Aid plus Property Taxes including RDA						251,225							145,115	
Offset						-							-	
Minimum State Aid Prior to Offset						-							-	
Total Minimum State Aid with Offset						-							-	
GROSS STATE AID						\$ 729,303							\$ 1,274,265	
ADDITIONAL STATE AID						\$ -							\$ -	
LCFF Entitlement (before COE transfer, Choice & Charter Supplemental)						\$ 980,528							\$ 1,419,380	
Change Over Prior Year			0.00%	980,528				44.76%	438,852					
LCFF Entitlement Per ADA						10,734							12,275	
Per-ADA Change Over Prior Year			0.00%	10,734				14.36%	1,541					
Basic Aid Status (school districts only)						-							-	
LCFF SOURCES INCLUDING EXCESS TAXES														
			Increase		2021-22			Increase		2022-23				
State Aid		0.00%	711,033		\$ 711,033		75.96%	540,106		\$ 1,251,139				
Education Protection Account					18,270					23,126				
Property Taxes Net of In-Lieu Transfers		0.00%	-		-		0.00%	-		-				
Charter In-Lieu Taxes		0.00%	251,225		251,225		-42.24%	(106,110)		145,115				
Total LCFF (Excludes Basic Aid Choice and Basic Aid Supplemental Funding)		0.00%	962,258		\$ 980,528		44.26%	433,996		\$ 1,419,380				

Shanel Valley Academy (140814)	v.23.2c						CY1	v.23.2c						CY2
LOCAL CONTROL FUNDING FORMULA							2023-24							2024-25
LCFF ENTITLEMENT CALCULATION														
	COLA & Augmentation		Base Grant Proration		Unduplicated Pupil Percentage			COLA & Augmentation		Base Grant Proration		Unduplicated Pupil Percentage		
Calculation Factors	5.38%		0.00%		69.95% 69.95%			4.02%		0.00%		70.18% 70.18%		
	ADA	Base	Grade Span	Supplemental	Concentration	Total		ADA	Base	Grade Span	Supplemental	Concentration	Total	
Grades TK-3	98.05	\$ 9,659	\$ 1,005	\$ 1,492	\$ 1,036	\$ 1,293,492		103.60	\$ 10,047	\$ 1,045	\$ 1,557	\$ 1,094	\$ 1,423,808	
Grades 4-6	51.80	9,805		1,372	953	628,309		51.80	10,199		1,432	1,006	654,589	
Grades 7-8	23.92	10,095		1,412	981	298,719		29.44	10,501		1,474	1,036	383,045	
Grades 9-12	-	11,699	304	1,679	1,166	-		-	12,169	316	1,752	1,232	-	
Subtract Necessary Small School ADA and Funding	-	-	-	-	-	-		-	-	-	-	-	-	
Total Base, Supplemental, and Concentration Grant		\$ 1,696,436	\$ 98,540	\$ 251,117	\$ 174,427	\$ 2,220,520			\$ 1,878,326	\$ 108,262	\$ 278,837	\$ 196,017	\$ 2,461,442	
NSS Allowance		-	-	-	-	-			-	-	-	-	-	
TOTAL BASE	173.77	\$ 1,696,436	\$ 98,540	\$ 251,117	\$ 174,427	\$ 2,220,520		184.84	\$ 1,878,326	\$ 108,262	\$ 278,837	\$ 196,017	\$ 2,461,442	
ADD ONS:														
Targeted Instructional Improvement Block Grant						\$ -								\$ -
Home-to-School Transportation (COLA added commencing 2023-24)						-								-
Small School District Bus Replacement Program (COLA added commencing 2023-24)						-								-
Transitional Kindergarten (Commencing 2022-23)						44,465								46,253
ECONOMIC RECOVERY TARGET PAYMENT						-								-
LCFF ENTITLEMENT						\$ 2,264,985								\$ 2,507,695
STATE AID CALCULATION														
Miscellaneous Adjustments						-								-
Adjusted LCFF Entitlement						2,264,985								2,507,695
Local Revenue (including RDA)						(218,081)								(231,974)
Gross State Aid						<u>\$ 2,046,904</u>								<u>\$ 2,275,721</u>
MINIMUM STATE AID CALCULATION														
2012-13 RL/Charter Gen BG adjusted for ADA			12-13 Rate	2023-24 ADA		N/A		12-13 Rate	2024-25 ADA		N/A			
			\$ -	173.77		\$ -		\$ -	184.84		\$ -			
2012-13 NSS Allowance (deficit)						-								-
Minimum State Aid Adjustments						-								-
Less Current Year Property Taxes/In-Lieu						(218,081)								(231,974)
Subtotal State Aid for Historical RL/Charter General BG						-								-
Categorical funding from 2012-13 net of fair share reduction						-								-
Charter School Categorical Block Grant adjusted for ADA						-								-
Minimum State Aid Guarantee Before Proration Factor						-								-
Proration Factor						0.00%								0.00%
Minimum State Aid Guarantee						<u>\$ -</u>								<u>\$ -</u>
CHARTER SCHOOL MINIMUM STATE AID OFFSET														
LCFF Entitlement						2,220,520								2,461,442
Minimum State Aid plus Property Taxes including RDA						218,081								231,974
Offset						-								-
Minimum State Aid Prior to Offset						-								-
Total Minimum State Aid with Offset						-								-
GROSS STATE AID						\$ 2,046,904								\$ 2,275,721
ADDITIONAL STATE AID						\$ -								\$ -
LCFF Entitlement (before COE transfer, Choice & Charter Supplemental)						\$ 2,264,985								\$ 2,507,695
Change Over Prior Year			59.58%	845,605				10.72%	242,709					
LCFF Entitlement Per ADA						13,034								13,567
Per-ADA Change Over Prior Year			6.18%	759				4.09%	533					
Basic Aid Status (school districts only)						-								-
LCFF SOURCES INCLUDING EXCESS TAXES														
State Aid			60.83%	Increase 761,011		2023-24 \$ 2,012,150		11.26%	Increase 226,603		2024-25 \$ 2,238,753			
Education Protection Account						34,754					36,968			
Property Taxes Net of In-Lieu Transfers			0.00%	-		-		0.00%	-		-			
Charter In-Lieu Taxes			50.28%	72,966		218,081		6.37%	13,893		231,974			
Total LCFF (Excludes Basic Aid Choice and Basic Aid Supplemental Funding)			58.76%	833,977		\$ 2,264,985		10.62%	240,496		\$ 2,507,695			

Shanel Valley Academy (140814)	v.23.2c						CY3	v.23.2c						CY4												
LOCAL CONTROL FUNDING FORMULA							2025-26	2026-27																		
LCFF ENTITLEMENT CALCULATION								LCFF ENTITLEMENT CALCULATION																		
								COLA & Augmentation		Base Grant Proration		Unduplicated Pupil Percentage														
Calculation Factors								3.72%		0.00%		0.00% 0.00%														
								ADA	Base	Grade Span	Supplemental	Concentration	Total	ADA	Base	Grade Span	Supplemental	Concentration	Total							
Grades TK-3	-	\$	10,421	\$	1,084	\$	-	\$	-	\$	-	\$	-	-	\$	10,783	\$	1,121	\$	-	\$	-	\$	-		
Grades 4-6	-		10,578				-		-		-		-			10,945				-		-		-		
Grades 7-8	-		10,892				-		-		-		-			11,270				-		-		-		
Grades 9-12	-		12,622		328		-		-		-		-			13,060		340		-		-		-		
Subtract Necessary Small School ADA and Funding	-		-		-		-		-		-		-			-		-		-		-		-		
Total Base, Supplemental, and Concentration Grant		\$	-	\$	-	\$	-	\$	-	\$	-	\$	-	\$	-	\$	-	\$	-	\$	-	\$	-	\$	-	
NSS Allowance			-		-		-		-		-		-			-		-		-		-		-		
TOTAL BASE		\$	-	\$	-	\$	-	\$	-	\$	-	\$	-	\$	-	\$	-	\$	-	\$	-	\$	-	\$	-	
ADD ONS:																										
Targeted Instructional Improvement Block Grant							\$		-															\$	-	
Home-to-School Transportation (COLA added commencing 2023-24)									-																-	
Small School District Bus Replacement Program (COLA added commencing 2023-24)									-																-	
Transitional Kindergarten (commencing 2022-23)									-																-	
ECONOMIC RECOVERY TARGET PAYMENT									-																-	
LCFF ENTITLEMENT							\$		-							\$				\$					-	
STATE AID CALCULATION									-																-	
Miscellaneous Adjustments									-																-	
Adjusted LCFF Entitlement									-																-	
Local Revenue (including RDA)									-																-	
Gross State Aid							\$		-							\$				\$					-	
MINIMUM STATE AID CALCULATION									N/A																N/A	
2012-13 RL/Charter Gen BG adjusted for ADA					12-13 Rate	2025-26 ADA	\$		-							\$				-					-	
2012-13 NSS Allowance (deficit)									-																-	
Minimum State Aid Adjustments									-																-	
Less Current Year Property Taxes/In-Lieu									-																-	
Subtotal State Aid for Historical RL/Charter General BG									-																-	
Categorical funding from 2012-13 net of fair share reduction									-																-	
Charter School Categorical Block Grant adjusted for ADA									-																-	
Minimum State Aid Guarantee Before Proration Factor									-																-	
Proration Factor									0.00%																0.00%	
Minimum State Aid Guarantee							\$		-							\$				-					-	
CHARTER SCHOOL MINIMUM STATE AID OFFSET									-																-	
LCFF Entitlement									-																-	
Minimum State Aid plus Property Taxes including RDA									-																-	
Offset									-																-	
Minimum State Aid Prior to Offset									-																-	
Total Minimum State Aid with Offset									-																-	
GROSS STATE AID							\$		-							\$				-					-	
ADDITIONAL STATE AID							\$		-							\$				-					-	
LCFF Entitlement (before COE transfer, Choice & Charter Supplemental)							\$		-							\$				-					-	
Change Over Prior Year									-100.00%		(2,507,695)									0.00%		-			-	
LCFF Entitlement Per ADA											-														-	
Per-ADA Change Over Prior Year									-100.00%		(13,567)									0.00%		-			-	
Basic Aid Status (school districts only)											-														-	
LCFF SOURCES INCLUDING EXCESS TAXES																										
State Aid									-100.00%		(2,238,753)									0.00%		-			\$	-
Education Protection Account											-														-	
Property Taxes Net of In-Lieu Transfers									0.00%		-									0.00%		-			-	
Charter In-Lieu Taxes									-100.00%		(231,974)									0.00%		-			-	
Total LCFF (Excludes Basic Aid Choice and Basic Aid Supplemental Funding)									-98.53%		(2,470,727)									0.00%		-			\$	-

Shanel Valley Academy (140814)										
EDUCATION PROTECTION ACCOUNT										
Certification Period:	Est. Annual 2019-20	P2 2020-21	Est. Annual 2020-21	P2 2021-22	Est. Annual 2021-22	2022-23	2023-24	2024-25	2025-26	2026-27
EDUCATION PROTECTION ACCOUNT (EPA) MINIMUM ENTITLEMENT										
A-1 Total ADA for EPA Minimum	-	-	-	91.35	91.35	115.63	173.77	184.84	-	-
A-2 Minimum Funding per ADA	\$ 200	\$ 200	\$ 200	\$ 200	\$ 200	\$ 200	\$ 200	\$ 200	\$ 200	\$ 200
A-3 EPA Minimum Funding (A-1 * A-2)	\$ -	\$ -	\$ -	\$ 18,270	\$ 18,270	\$ 23,126	\$ 34,754	\$ 36,968	\$ -	\$ -
EPA PROPORTIONATE SHARE CAP										
B1,B4 2012-13 Deficited Base RL/Charter Rate (adjusted for COLA eff. 21/22)	\$ -	\$ -	\$ -	\$ -	\$ -	\$ -	\$ -	\$ -	\$ -	\$ -
B2,B5 Current Year Funded ADA, excluding NSS	-	-	-	91.35	91.35	115.63	173.77	184.84	-	-
B-7 2012-13 Deficited Other Revenue Limit per ADA (adjusted for COLA eff. 21/22)	-	-	-	-	-	-	-	-	-	-
B-8 Current Year Funded ADA, including NSS	-	-	-	91.35	91.35	115.63	173.77	184.84	-	-
Adjusted Total Revenue Limit	\$ -	\$ -	\$ -	\$ -	\$ -	\$ -	\$ -	\$ -	\$ -	\$ -
Current Year Adjusted NSS Allowance	\$ -	\$ -	\$ -	\$ -	\$ -	\$ -	\$ -	\$ -	\$ -	\$ -
B-12 Adjusted Revenue Limit/Adjusted General Purpose Funding for EPA	\$ -	\$ -	\$ -	\$ -	\$ -	\$ -	\$ -	\$ -	\$ -	\$ -
B-13 Local Revenue/In-Lieu of Property Taxes	\$ -	\$ -	\$ -	\$ 251,225	\$ 251,225	\$ 145,115	\$ 218,081	\$ 231,974	\$ -	\$ -
B-14 EPA Proportionate Share Cap (B-12 - B-13; If less than 0, B-14 = 0)	\$ -	\$ -	\$ -	\$ -	\$ -	\$ -	\$ -	\$ -	\$ -	\$ -
EPA PROPORTIONATE SHARE										
C-1 Adjusted Revenue Limit/Adjusted General Purpose Funding for EPA	\$ -	\$ -	\$ -	\$ -	\$ -	\$ -	\$ -	\$ -	\$ -	\$ -
C-2 Statewide EPA Proportionate Share Ratio (as of P-2 certification)	N/A	0.00000000%	N/A	73.31789035%	N/A	42.11134218%	42.11134218%	42.11134218%	0.00000000%	0.00000000%
C-3 EPA Proportionate Share (C-1 * C-2)	\$ -	\$ -	\$ -	\$ -	\$ -	\$ -	\$ -	\$ -	\$ -	\$ -
EPA ENTITLEMENT										
D-1 EPA Entitlement (If C-3 < B-14, then C-3; else B-14); (If C-3 and B-14 < A-3, then A-3)	\$ -	\$ -	\$ -	\$ 18,270	\$ 18,270	\$ 23,126	\$ 34,754	\$ 36,968	\$ -	\$ -
D-2 Miscellaneous Adjustments**	\$ -	\$ -	\$ -	\$ -	\$ -	\$ -	\$ -	\$ -	\$ -	\$ -
D-3 Adjusted EPA Entitlement (D-1 + D-2)	-	-	-	18,270	18,270	23,126	34,754	36,968	-	-
D-4 Prior Year Annual Adjustment	-	-	-	-	-	-	-	-	-	-
D-5 P2 Entitlement Net of PY Adjustment	-	-	-	18,270	18,270	23,126	34,754	36,968	-	-
C-2 Statewide EPA Proportionate Share Ratio (as of Annual certification)	16.13801139%	82.74488538%	82.74488538%	73.31789035%	73.31789035%	73.31789035%	73.31789035%	73.31789035%	0.00000000%	0.00000000%
Adjusted EPA Allocation (used to calculate LCFF Revenue)	\$ -	\$ -	\$ -	\$ 18,270	N/A	23,126	34,754	36,968	-	-

Shanel Valley Academy (140814)								
	2019-20	2020-21	2021-22	2022-23	2023-24	2024-25	2025-26	2026-27
SUMMARY OF FUNDING								
General Assumptions								
COLA & Augmentation	3.26%	0.00%	5.07%	13.26%	5.38%	4.02%	3.72%	3.47%
Base Grant Proration Factor	-	0.00%	0.00%	0.00%	0.00%	0.00%	0.00%	0.00%
Add-on, ERT & MSA Proration Factor	-	0.00%	0.00%	0.00%	0.00%	0.00%	0.00%	0.00%
LCFF Entitlement								
Base Grant	\$ -	\$ -	\$ 742,346	\$ 1,065,354	\$ 1,696,436	\$ 1,878,326	\$ -	\$ -
Grade Span Adjustment	-	-	55,866	72,285	98,540	108,262	-	-
Supplemental Grant	-	-	110,042	158,678	251,117	278,837	-	-
Concentration Grant	-	-	72,274	108,998	174,427	196,017	-	-
Add-ons: Targeted Instructional Improvement Block Grant	-	-	-	-	-	-	-	-
Add-ons: Home-to-School Transportation	-	-	-	-	-	-	-	-
Add-ons: Small School District Bus Replacement Program	-	-	-	-	-	-	-	-
Add-ons: Transitional Kindergarten	-	-	-	14,065	44,465	46,253	-	-
Total LCFF Entitlement Before Adjustments, ERT & Additional State Aid	\$ -	\$ -	\$ 980,528	\$ 1,419,380	\$ 2,264,985	\$ 2,507,695	\$ -	\$ -
Miscellaneous Adjustments	-	-	-	-	-	-	-	-
Economic Recovery Target	-	-	-	-	-	-	-	-
Additional State Aid	-	-	-	-	-	-	-	-
Total LCFF Entitlement	-	-	980,528	1,419,380	2,264,985	2,507,695	-	-
LCFF Entitlement Per ADA	\$ -	\$ -	\$ 10,734	\$ 12,275	\$ 13,034	\$ 13,567	\$ -	\$ -
Components of LCFF By Object Code								
State Aid (Object Code 8011)	\$ -	\$ -	\$ 711,033	\$ 1,251,139	\$ 2,012,150	\$ 2,238,753	\$ -	\$ -
EPA (for LCFF Calculation purposes)	\$ -	\$ -	\$ 18,270	\$ 23,126	\$ 34,754	\$ 36,968	\$ -	\$ -
<i>Local Revenue Sources:</i>								
Property Taxes (Object 8021 to 8089)	\$ -	\$ -	\$ -	\$ -	\$ -	\$ -	\$ -	\$ -
In-Lieu of Property Taxes (Object Code 8096)	-	-	251,225	145,115	218,081	231,974	-	-
Property Taxes net of In-Lieu	\$ -	\$ -	\$ -	\$ -	\$ -	\$ -	\$ -	\$ -
TOTAL FUNDING	-	-	980,528	1,419,380	2,264,985	2,507,695	-	-
Basic Aid Status	\$ -	\$ -	\$ -	\$ -	\$ -	\$ -	\$ -	\$ -
Excess Taxes	\$ -	\$ -	\$ -	\$ -	\$ -	\$ -	\$ -	\$ -
EPA in Excess to LCFF Funding	\$ -	\$ -	\$ -	\$ -	\$ -	\$ -	\$ -	\$ -
Total LCFF Entitlement	-	-	980,528	1,419,380	2,264,985	2,507,695	-	-
SUMMARY OF EPA								
% of Adjusted Revenue Limit - Annual	16.13801139%	82.74488538%	73.31789035%	73.31789035%	73.31789035%	73.31789035%	0.00000000%	0.00000000%
% of Adjusted Revenue Limit - P-2	16.08698870%	70.06785065%	73.31789035%	42.11134218%	42.11134218%	42.11134218%	0.00000000%	0.00000000%
EPA (for LCFF Calculation purposes)	\$ -	\$ -	\$ 18,270	\$ 23,126	\$ 34,754	\$ 36,968	\$ -	\$ -
EPA, Current Year (Object Code 8012) (P-2 plus Current Year Accrual)	\$ -	\$ -	\$ 18,270	\$ 23,126	\$ 34,754	\$ 36,968	\$ -	\$ -
EPA, Prior Year Adjustment (Object Code 8019) (P-A less Prior Year Accrual)	\$ -	\$ -	\$ -	\$ -	\$ -	\$ -	\$ -	\$ -
Accrual (from Data Entry tab)	-	-	-	-	-	-	-	-

Shanel Valley Academy (140814)								
	2019-20	2020-21	2021-22	2022-23	2023-24	2024-25	2025-26	2026-27
LCAP PERCENTAGE TO INCREASE OR IMPROVE SERVICES								
Base Grant <i>(Excludes add-ons for TIIG and Transportation)</i>	\$ -	\$ -	\$ 798,212	\$ 1,137,639	\$ 1,794,976	\$ 1,986,588	\$ -	\$ -
Supplemental and Concentration Grant funding in the LCAP year	\$ -	\$ -	\$ 182,316	\$ 267,676	\$ 425,544	\$ 474,854	\$ -	\$ -
Percentage to Increase or Improve Services	0.00%	0.00%	22.84%	23.53%	23.71%	23.90%	0.00%	0.00%
SUMMARY OF STUDENT POPULATION								
Unduplicated Pupil Population								
Enrollment	-	-	103	125	188	200	-	-
COE Enrollment	-	-	-	-	-	-	-	-
Total Enrollment	0	0	103	125	188	200	0	0
Unduplicated Pupil Count	-	-	71	88	132	140	-	-
COE Unduplicated Pupil Count	-	-	-	-	-	-	-	-
Total Unduplicated Pupil Count	0	0	71	88	132	140	0	0
Rolling %, Supplemental Grant	0.0000%	0.0000%	68.9300%	69.7400%	69.9500%	70.1800%	0.0000%	0.0000%
Rolling %, Concentration Grant	0.0000%	0.0000%	68.9300%	69.7400%	69.9500%	70.1800%	0.0000%	0.0000%

Shanel Valley Academy (140814)	2019-20	2020-21	2021-22	2022-23	2023-24	2024-25	2025-26	2026-27
SUMMARY OF LCFF ADA								
Third Prior Year ADA for the Hold Harmless (adjusted for current year charter shift)								
Grades TK-3				-	-	-	-	-
Grades 4-6				-	-	-	-	-
Grades 7-8				-	-	-	-	-
Grades 9-12				-	-	-	-	-
LCFF Subtotal	-	-	-	-	-	-	-	-
NSS	-	-	-	-	-	-	-	-
Combined Subtotal	-	-	-	-	-	-	-	-
Second Prior Year ADA for the Hold Harmless (adjusted for current year charter shift)								
Grades TK-3				-	-	-	-	-
Grades 4-6				-	-	-	-	-
Grades 7-8				-	-	-	-	-
Grades 9-12				-	-	-	-	-
LCFF Subtotal	-	-	-	-	-	-	-	-
NSS	-	-	-	-	-	-	-	-
Combined Subtotal	-	-	-	-	-	-	-	-
Prior Year ADA for the Hold Harmless (adjusted for current year charter shift)								
Grades TK-3	-	-	-	-	-	-	-	-
Grades 4-6	-	-	-	-	-	-	-	-
Grades 7-8	-	-	-	-	-	-	-	-
Grades 9-12	-	-	-	-	-	-	-	-
LCFF Subtotal	-	-	-	-	-	-	-	-
NSS	-	-	-	-	-	-	-	-
Combined Subtotal	-	-	-	-	-	-	-	-
Prior 3-Year Average ADA (adjusted for +/- current year charter shift)								
Grades TK-3				-	-	-	-	-
Grades 4-6				-	-	-	-	-
Grades 7-8				-	-	-	-	-
Grades 9-12				-	-	-	-	-
LCFF Subtotal	-	-	-	-	-	-	-	-
NSS	-	-	-	-	-	-	-	-
Combined Subtotal	-	-	-	-	-	-	-	-
Current Year Charter Shift ADA for the Hold Harmless and Prior 3-Year Average	-	-	-	-	-	-	-	-
Current Year ADA								
Grades TK-3	-	-	66.35	75.85	98.05	103.60	-	-
Grades 4-6	-	-	25.00	39.78	51.80	51.80	-	-
Grades 7-8	-	-	-	-	23.92	29.44	-	-
Grades 9-12	-	-	-	-	-	-	-	-
LCFF Subtotal	-	-	91.35	115.63	173.77	184.84	-	-
NSS	-	-	-	-	-	-	-	-
Combined Subtotal	-	-	91.35	115.63	173.77	184.84	-	-
Change in LCFF ADA (excludes NSS ADA)	-	-	91.35	115.63	173.77	184.84	-	-
	No Change	No Change	Increase	Increase	Increase	Increase	No Change	No Change

Shanel Valley Academy (140814)								
	2019-20	2020-21	2021-22	2022-23	2023-24	2024-25	2025-26	2026-27
2021-22 Proxy ADA Determination - for School District Calculations only. Funding for charter								
Yield Calculation								
Total ADA	-		91.35					
Total Enrollment	-		103.00					
Attendance Yield	0.0000%		88.6893%					
Quotient								
2021-22 Proxy ADA			-					
Grades TK-3			-					
Grades 4-6			-					
Grades 7-8			-					
Grades 9-12			-					
Subtotal			-					
NSS								
Combined Subtotal								
Funded LCFF ADA (greater of current year, prior year or 3-prior year average)								
Grades TK-3	-	-	66.35	75.85	98.05	103.60	-	-
Grades 4-6	-	-	25.00	39.78	51.80	51.80	-	-
Grades 7-8	-	-	-	-	23.92	29.44	-	-
Grades 9-12	-	-	-	-	-	-	-	-
Subtotal	-	-	91.35	115.63	173.77	184.84	-	-
	<i>Current</i>	<i>Current</i>	<i>Current</i>	<i>Current</i>	<i>Current</i>	<i>Current</i>	<i>Current</i>	<i>Current</i>
Funded NSS ADA								
Grades TK-3	-	-	-	-	-	-	-	-
Grades 4-6	-	-	-	-	-	-	-	-
Grades 7-8	-	-	-	-	-	-	-	-
Grades 9-12	-	-	-	-	-	-	-	-
Subtotal	-	-	-	-	-	-	-	-
NPS, CDS, & COE Operated								
Grades TK-3	-	-	-	-	-	-	-	-
Grades 4-6	-	-	-	-	-	-	-	-
Grades 7-8	-	-	-	-	-	-	-	-
Grades 9-12	-	-	-	-	-	-	-	-
Subtotal	-	-	-	-	-	-	-	-
ACTUAL ADA (Current Year Only)								
Grades TK-3	-	-	66.35	75.85	98.05	103.60	-	-
Grades 4-6	-	-	25.00	39.78	51.80	51.80	-	-
Grades 7-8	-	-	-	-	23.92	29.44	-	-
Grades 9-12	-	-	-	-	-	-	-	-
Total Actual ADA	-	-	91.35	115.63	173.77	184.84	-	-
TOTAL FUNDED ADA								
Grades TK-3	-	-	66.35	75.85	98.05	103.60	-	-
Grades 4-6	-	-	25.00	39.78	51.80	51.80	-	-
Grades 7-8	-	-	-	-	23.92	29.44	-	-
Grades 9-12	-	-	-	-	-	-	-	-
Total	-	-	91.35	115.63	173.77	184.84	-	-
<i>Funded Difference (Funded ADA less Actual ADA)</i>								
	-	-	-	-	-	-	-	-
FUNDED ADA for the Transitional Kindergarten Add-on								
Current Year TK ADA				5.00	15.00	15.00	-	-

Shanel Valley Academy (140814)									
	2019-20	2020-21	2021-22	2022-23	2023-24	2024-25	2025-26	2026-27	
PER-ADA FUNDING LEVELS									
Base, Supplemental and Concentration Rate per ADA									
Grades TK-3	\$ 8,503	\$ 8,503	\$ 10,976	\$ 12,500	\$ 13,192	\$ 13,743	\$ 11,505	\$ 11,904	
Grades 4-6	\$ 7,818	\$ 7,818	\$ 10,091	\$ 11,493	\$ 12,130	\$ 12,637	\$ 10,578	\$ 10,945	
Grades 7-8	\$ 8,050	\$ 8,050	\$ 10,390	\$ 11,834	\$ 12,488	\$ 13,011	\$ 10,892	\$ 11,270	
Grades 9-12	\$ 9,572	\$ 9,572	\$ 12,354	\$ 14,071	\$ 14,849	\$ 15,469	\$ 12,950	\$ 13,400	
Base Grants									
Grades TK-3	\$ 7,702	\$ 7,702	\$ 8,093	\$ 9,166	\$ 9,659	\$ 10,047	\$ 10,421	\$ 10,783	
Grades 4-6	\$ 7,818	\$ 7,818	\$ 8,215	\$ 9,304	\$ 9,805	\$ 10,199	\$ 10,578	\$ 10,945	
Grades 7-8	\$ 8,050	\$ 8,050	\$ 8,458	\$ 9,580	\$ 10,095	\$ 10,501	\$ 10,892	\$ 11,270	
Grades 9-12	\$ 9,329	\$ 9,329	\$ 9,802	\$ 11,102	\$ 11,699	\$ 12,169	\$ 12,622	\$ 13,060	
Grade Span Adjustment									
Grades TK-3	\$ 801	\$ 801	\$ 842	\$ 953	\$ 1,005	\$ 1,045	\$ 1,084	\$ 1,121	
Grades 9-12	\$ 243	\$ 243	\$ 255	\$ 289	\$ 304	\$ 316	\$ 328	\$ 340	
Prorated Base, Supplemental and Concentration Rate per ADA									
Grades TK-3	\$ 8,503	\$ 8,503	\$ 8,935	\$ 10,119	\$ 10,664	\$ 11,092	\$ 11,505	\$ 11,904	
Grades 4-6	\$ 7,818	\$ 7,818	\$ 8,215	\$ 9,304	\$ 9,805	\$ 10,199	\$ 10,578	\$ 10,945	
Grades 7-8	\$ 8,050	\$ 8,050	\$ 8,458	\$ 9,580	\$ 10,095	\$ 10,501	\$ 10,892	\$ 11,270	
Grades 9-12	\$ 9,572	\$ 9,572	\$ 10,057	\$ 11,391	\$ 12,003	\$ 12,485	\$ 12,950	\$ 13,400	
Prorated Base Grants									
Grades TK-3	\$ 7,702	\$ 7,702	\$ 8,093	\$ 9,166	\$ 9,659	\$ 10,047	\$ 10,421	\$ 10,783	
Grades 4-6	\$ 7,818	\$ 7,818	\$ 8,215	\$ 9,304	\$ 9,805	\$ 10,199	\$ 10,578	\$ 10,945	
Grades 7-8	\$ 8,050	\$ 8,050	\$ 8,458	\$ 9,580	\$ 10,095	\$ 10,501	\$ 10,892	\$ 11,270	
Grades 9-12	\$ 9,329	\$ 9,329	\$ 9,802	\$ 11,102	\$ 11,699	\$ 12,169	\$ 12,622	\$ 13,060	
Prorated Grade Span Adjustment									
Grades TK-3	\$ 801	\$ 801	\$ 842	\$ 953	\$ 1,005	\$ 1,045	\$ 1,084	\$ 1,121	
Grades 9-12	\$ 243	\$ 243	\$ 255	\$ 289	\$ 304	\$ 316	\$ 328	\$ 340	
Supplemental Grant									
	20%	20%	20%	20%	20%	20%	20%	20%	20%
Maximum - 1.00 ADA, 100% UPP									
Grades TK-3	\$ 1,701	\$ 1,701	\$ 1,787	\$ 2,024	\$ 2,133	\$ 2,218	\$ 2,301	\$ 2,381	
Grades 4-6	\$ 1,564	\$ 1,564	\$ 1,643	\$ 1,861	\$ 1,961	\$ 2,040	\$ 2,116	\$ 2,189	
Grades 7-8	\$ 1,610	\$ 1,610	\$ 1,692	\$ 1,916	\$ 2,019	\$ 2,100	\$ 2,178	\$ 2,254	
Grades 9-12	\$ 1,914	\$ 1,914	\$ 2,011	\$ 2,278	\$ 2,401	\$ 2,497	\$ 2,590	\$ 2,680	
Actual - 1.00 ADA, Local UPP as follows:									
	0.00%	0.00%	68.93%	69.74%	69.95%	70.18%	0.00%	0.00%	
Grades TK-3	\$ -	\$ -	\$ 1,232	\$ 1,411	\$ 1,492	\$ 1,557	\$ -	\$ -	
Grades 4-6	\$ -	\$ -	\$ 1,133	\$ 1,298	\$ 1,372	\$ 1,432	\$ -	\$ -	
Grades 7-8	\$ -	\$ -	\$ 1,166	\$ 1,336	\$ 1,412	\$ 1,474	\$ -	\$ -	
Grades 9-12	\$ -	\$ -	\$ 1,386	\$ 1,589	\$ 1,679	\$ 1,752	\$ -	\$ -	
Concentration Grant (>55% population)									
	50%	50%	65%	65%	65%	65%	65%	65%	
Maximum - 1.00 ADA, 100% UPP									
Grades TK-3	\$ 4,252	\$ 4,252	\$ 5,808	\$ 6,577	\$ 6,932	\$ 7,210	\$ 7,478	\$ 7,738	
Grades 4-6	\$ 3,909	\$ 3,909	\$ 5,340	\$ 6,048	\$ 6,373	\$ 6,629	\$ 6,876	\$ 7,114	
Grades 7-8	\$ 4,025	\$ 4,025	\$ 5,498	\$ 6,227	\$ 6,562	\$ 6,826	\$ 7,080	\$ 7,326	
Grades 9-12	\$ 4,786	\$ 4,786	\$ 6,537	\$ 7,404	\$ 7,802	\$ 8,115	\$ 8,418	\$ 8,710	
Actual - 1.00 ADA, Local UPP >55% as follows:									
	0.0000%	0.0000%	13.9300%	14.7400%	14.9500%	15.1800%	0.0000%	0.0000%	
Grades TK-3	\$ -	\$ -	\$ 809	\$ 970	\$ 1,036	\$ 1,094	\$ -	\$ -	
Grades 4-6	\$ -	\$ -	\$ 744	\$ 891	\$ 953	\$ 1,006	\$ -	\$ -	
Grades 7-8	\$ -	\$ -	\$ 766	\$ 918	\$ 981	\$ 1,036	\$ -	\$ -	
Grades 9-12	\$ -	\$ -	\$ 911	\$ 1,091	\$ 1,166	\$ 1,232	\$ -	\$ -	

Shanel Valley Academy (140814)

NECESSARY SMALL SCHOOLS (NSS)

The calculator is constructed to include all ADA for purposes of calculating the Base, Grade Span adjustment, Supplemental and Concentration grants. The ADA funded under NSS is returned to the calculator as a negative number to allow display of total LCFF- funded ADA. Similarly, the base grant and grade span adjustment grants generated by NSS ADA are returned as negative numbers. The NSS Allowance replaces the base and grade span and is returned as a positive amount. Supplemental and Concentration grants are not affected by this calculation.

SECTION 1: DATA NEEDED TO CALCULATE FUNDING

2019-20		2019-20						
Funded P2 NSS ADA and NSS Allowances		NSS 1	NSS 2	NSS 3	NSS 4	NSS 5	TOTAL	
Best funding option calculated is:		LCFF	LCFF	LCFF	LCFF	LCFF		
Selected funding method:		LCFF	LCFF	LCFF	LCFF	LCFF		
NSS Allowance								
Third Prior Year	2016-17							
NSS ADA								
Grades TK-3		-	-	-	-	-	-	
Grades 4-6		-	-	-	-	-	-	
Grades 7-8		-	-	-	-	-	-	
Grades 9-12		-	-	-	-	-	-	
P2 NSS ADA								
		To be used starting in 22/23 calculations					-	-
Second Prior Year	2017-18							
NSS ADA								
Grades TK-3		-	-	-	-	-	-	
Grades 4-6		-	-	-	-	-	-	
Grades 7-8		-	-	-	-	-	-	
Grades 9-12		-	-	-	-	-	-	
P2 NSS ADA								
							-	-
Prior Year	2018-19							
NSS ADA								
Grades TK-3		-	-	-	-	-	-	
Grades 4-6		-	-	-	-	-	-	
Grades 7-8		-	-	-	-	-	-	
Grades 9-12		-	-	-	-	-	-	
P2 NSS ADA								
							-	-
NSS Allowances								
							-	-
Current Year	2019-20							
NSS ADA								
Grades TK-3		-	-	-	-	-	-	
Grades 4-6		-	-	-	-	-	-	
Grades 7-8		-	-	-	-	-	-	
Grades 9-12		-	-	-	-	-	-	
P2 NSS ADA								
							-	-
NSS Allowances								
							-	-
Funded	NSS allowance Level	-	-	-	-	-	-	
NSS ADA								
Grades TK-3		To be used starting in 22/23 calculations					-	-
Grades 4-6							-	-
Grades 7-8							-	-
Grades 9-12							-	-
P2 NSS ADA								
							-	-
NSS Allowances								
							-	-
<i>Funding based on</i>							<i>Current year</i>	
TOTAL Funded ADA							0	
Total NSS Allowance								
Exclude: LCFF Adjusted Base Funding for NSS ADA								
	NSS ADA	Rates		Amounts		Total		
		Base	Grade Span	Base	Grade Span			
Grades TK-3	-	7,702	801	-	-	-		
Grades 4-6	-	7,818	-	-	-	-		
Grades 7-8	-	8,050	-	-	-	-		
Grades 9-12	-	9,329	243	-	-	-		
Total Exclusion: LCFF Adjusted Base Funding for NSS ADA								
							-	-
Adjusted NSS Allowance (Deficited) for EPA								
		NSS 1	NSS 2	NSS 3	NSS 4	NSS 5		
Funding at 12-13 levels (deficited)								
NSS Allowances								
		-	-	-	-	-	-	
NSS Add-on								
		-	-	-	-	-	-	
NSS Add-on per ADA								
		-	-	-	-	-	-	
Funded ADA								
		-	-	-	-	-	-	
NSS Add-on								
		-	-	-	-	-	-	
TOTAL Adjusted NSS Allowance (Deficited) for EPA								
							-	

Shanel Valley Academy (140814)

NECESSARY SMALL SCHOOLS (NSS)

The calculator is constructed to include all ADA for purposes of calculating the Base, Grade Span adjustment, Supplemental and Concentration grants. The ADA funded under NSS is returned to the calculator as a negative number to allow display of total LCFF- funded ADA. Similarly, the base grant and grade span adjustment grants generated by NSS ADA are returned as negative numbers. The NSS Allowance replaces the base and grade span and is returned as a positive amount. Supplemental and Concentration grants are not affected by this calculation.

SECTION 1: DATA NEEDED TO CALCULATE FUNDING

RATES		2020-21		12/13 deficated rate
ADA	Level / # FTE	Allowance		
Elementary				
1 - 24	1	163,900		113,211
25 - 48	2	327,800		226,422
49 - 72	3	491,700		339,632
73 - 96	4	655,600		452,843
High School				
1 - 19	1	133,045		91,898
1 - 19	2	266,090		183,796
1 - 19	3	591,360		408,259
20 - 38	4	724,405		500,156
39 - 57	5	857,450		592,054
58 - 71	6	990,495		683,952
72 - 86	7	1,123,540		775,850
87 - 100	8	1,256,585		867,748
101 - 114	9	1,389,630		959,645
115 - 129	10	1,522,675		1,051,543
130 - 143	11	1,655,720		1,143,441
144 - 171	12	1,788,765		1,235,339
172 - 210	13	1,921,810		1,327,237
211 - 248	14	2,054,855		1,419,135
249 - 286	15	2,187,900		1,511,032
NSS Add-on per ADA		-		-

The elementary NSS allowance is based on a combination of ADA and the number of full-time teachers (EC 42282). For High Schools, NSS will use the allowance based on only the ADA or the allowance based only on the number of certificated employees, whichever provides the lesser amount (EC 42284). The allowance amounts shown in the tables reflect COLA & Augmentation.

COLA	0.00%
Proration Factor	0.00%

LCFF Rates per ADA

	Base	Gr Span	Supp	Concen
Grades TK-3	7,702	801	-	-
Grades 4-6	7,818	-	-	-
Grades 7-8	8,050	-	-	-
Grades 9-12	9,329	243	-	-

Shanel Valley Academy (140814)

NECESSARY SMALL SCHOOLS (NSS)

The calculator is constructed to include all ADA for purposes of calculating the Base, Grade Span adjustment, Supplemental and Concentration grants. The ADA funded under NSS is returned to the calculator as a negative number to allow display of total LCFF- funded ADA. Similarly, the base grant and grade span adjustment grants generated by NSS ADA are returned as negative numbers. The NSS Allowance replaces the base and grade span and is returned as a positive amount. Supplemental and Concentration grants are not affected by this calculation.

SECTION 1: DATA NEEDED TO CALCULATE FUNDING

ADA & NSS FTE	DISTRICT	2020-21					NPS, CDS, & COE operated
		NSS 1	NSS 2	NSS 3	NSS 4	NSS 5	
Third PY ADA (net of charter shift)							
Grades TK-3							
Grades 4-6							
Grades 7-8							
Grades 9-12							
Third PRIOR YEAR ADA							
Third PY NUMBER OF FTE							
Second PY ADA (net of charter shift)							
Grades TK-3							
Grades 4-6							
Grades 7-8							
Grades 9-12							
Second PRIOR YEAR ADA							
Second PY NUMBER OF FTE							
PRIOR YEAR ADA (net of charter shift)							
Grades TK-3	-	-	-	-	-	-	-
Grades 4-6	-	-	-	-	-	-	-
Grades 7-8	-	-	-	-	-	-	-
Grades 9-12	-	-	-	-	-	-	-
PRIOR YEAR ADA	-	-	-	-	-	-	-
PRIOR YEAR NUMBER OF FTE	-	-	-	-	-	-	-
THREE PRIOR YEAR AVERAGE (net of charter shift)							
Grades TK-3	-	-	-	-	-	-	-
Grades 4-6	-	-	-	-	-	-	-
Grades 7-8	-	-	-	-	-	-	-
Grades 9-12	-	-	-	-	-	-	-
3 PY AVERAGE ADA	-	-	-	-	-	-	-
3 PRIOR YEAR NUMBER OF FTE	-	-	-	-	-	-	-
CURRENT YEAR ADA							
Grades TK-3	-	-	-	-	-	-	-
Grades 4-6	-	-	-	-	-	-	-
Grades 7-8	-	-	-	-	-	-	-
Grades 9-12	-	-	-	-	-	-	-
CURRENT YEAR ADA	-	-	-	-	-	-	-
CURRENT YEAR NUMBER OF FTE	-	-	-	-	-	-	-
NSS FUNDING CALCULATIONS		NSS 1	NSS 2	NSS 3	NSS 4	NSS 5	
Eligibility as a NSS		Eligible	Eligible	Eligible	Eligible	Eligible	
Type of NSS school		Not NSS	Not NSS	Not NSS	Not NSS	Not NSS	
NSS Allowance if funded as NSS & on prior year							
NSS allowance level		0	0	0	0	0	
NSS Allowance using PY		-	-	-	-	-	
NSS Add-on using PY		-	-	-	-	-	
Total NSS Allowance using PY		-	-	-	-	-	
NSS Allowance if funded as NSS & on 3 PY average							
NSS allowance level							
NSS Allowance using 3 PY average							
NSS Add-on using 3 PY average							
Total NSS Allowance using 3 PY average							
NSS Allowance if funded as NSS & on current year							
NSS allowance level		0	0	0	0	0	
NSS Allowance using CY		-	-	-	-	-	
NSS Add-on using CY		-	-	-	-	-	
Total NSS Allowance using CY		-	-	-	-	-	
NSS allowance level >0?		NO	NO	NO	NO	NO	
NSS Allowance if funded as NSS is based on		Current Yr	Current Yr	Current Yr	Current Yr	Current Yr	
NSS Funding		-	-	-	-	-	
NSS ADA							
Grades TK-3							
Grades 4-6							
Grades 7-8							
Grades 9-12							
Total							
NSS allowance Level		-	-	-	-	-	

Shanel Valley Academy (140814)

NECESSARY SMALL SCHOOLS (NSS)

The calculator is constructed to include all ADA for purposes of calculating the Base, Grade Span adjustment, Supplemental and Concentration grants. The ADA funded under NSS is returned to the calculator as a negative number to allow display of total LCFF- funded ADA. Similarly, the base grant and grade span adjustment grants generated by NSS ADA are returned as negative numbers. The NSS Allowance replaces the base and grade span and is returned as a positive amount. Supplemental and Concentration grants are not affected by this calculation.

SECTION 1: DATA NEEDED TO CALCULATE FUNDING

2020-21		2020-21					
Funded P2 NSS ADA and NSS Allowances		NSS 1	NSS 2	NSS 3	NSS 4	NSS 5	TOTAL
Best funding option calculated is:		LCFF	LCFF	LCFF	LCFF	LCFF	
Selected funding method:		LCFF	LCFF	LCFF	LCFF	LCFF	
NSS Allowance							
Third Prior Year	2017-18						
NSS ADA							
Grades TK-3		-	-	-	-	-	-
Grades 4-6		-	-	-	-	-	-
Grades 7-8		-	-	-	-	-	-
Grades 9-12		-	-	-	-	-	-
P2 NSS ADA							
		To be used starting in 22/23 calculations					
Second Prior Year	2018-19						
NSS ADA							
Grades TK-3		-	-	-	-	-	-
Grades 4-6		-	-	-	-	-	-
Grades 7-8		-	-	-	-	-	-
Grades 9-12		-	-	-	-	-	-
P2 NSS ADA							
Prior Year	2019-20						
NSS ADA							
Grades TK-3		-	-	-	-	-	-
Grades 4-6		-	-	-	-	-	-
Grades 7-8		-	-	-	-	-	-
Grades 9-12		-	-	-	-	-	-
P2 NSS ADA							
NSS Allowances							
Current Year	2020-21						
NSS ADA							
Grades TK-3		-	-	-	-	-	-
Grades 4-6		-	-	-	-	-	-
Grades 7-8		-	-	-	-	-	-
Grades 9-12		-	-	-	-	-	-
P2 NSS ADA							
NSS Allowances							
Funded	NSS allowance Level	-	-	-	-	-	-
NSS ADA							
Grades TK-3		To be used starting in 22/23 calculations					-
Grades 4-6		To be used starting in 22/23 calculations					-
Grades 7-8		To be used starting in 22/23 calculations					-
Grades 9-12		To be used starting in 22/23 calculations					-
P2 NSS ADA							
NSS Allowances							
<i>Funding based on</i>							<i>Current year</i>
TOTAL Funded ADA							0
Total NSS Allowance							
Exclude: LCFF Adjusted Base Funding for NSS ADA		NSS ADA	Rates		Amounts		Total
			Base	Grade Span	Base	Grade Span	
Grades TK-3		-	7,702	801	-	-	-
Grades 4-6		-	7,818	-	-	-	-
Grades 7-8		-	8,050	-	-	-	-
Grades 9-12		-	9,329	243	-	-	-
Total Exclusion: LCFF Adjusted Base Funding for NSS ADA							
Adjusted NSS Allowance (Deficited) for EPA							
Funding at 12-13 levels (deficited)		NSS 1	NSS 2	NSS 3	NSS 4	NSS 5	
NSS Allowances		-	-	-	-	-	-
NSS Add-on							
NSS Add-on per ADA		-	-	-	-	-	-
Funded ADA		-	-	-	-	-	-
NSS Add-on		-	-	-	-	-	-
TOTAL Adjusted NSS Allowance (Deficited) for EPA							

Shanel Valley Academy (140814)

NECESSARY SMALL SCHOOLS (NSS)

The calculator is constructed to include all ADA for purposes of calculating the Base, Grade Span adjustment, Supplemental and Concentration grants. The ADA funded under NSS is returned to the calculator as a negative number to allow display of total LCFF-funded ADA. Similarly, the base grant and grade span adjustment grants generated by NSS ADA are returned as negative numbers. The NSS Allowance replaces the base and grade span and is returned as a positive amount. Supplemental and Concentration grants are not affected by this calculation.

SECTION 1: DATA NEEDED TO CALCULATE FUNDING

RATES	2021-22		12/13 deficated rate (adj. for COLA)
	ADA	Level / # FTE	
Elementary			
1 - 24	1	172,200	131,300
25 - 48	2	344,400	262,600
49 - 72	3	516,600	393,900
73 - 96	4	688,800	525,200
High School			
1 - 19	1	139,795	106,575
1 - 19	2	279,590	213,150
1 - 19	3	621,060	473,400
20 - 38	4	760,855	579,975
39 - 57	5	900,650	686,550
58 - 71	6	1,040,445	793,125
72 - 86	7	1,180,240	899,700
87 - 100	8	1,320,035	1,006,275
101 - 114	9	1,459,830	1,112,850
115 - 129	10	1,599,625	1,219,425
130 - 143	11	1,739,420	1,326,000
144 - 171	12	1,879,215	1,432,575
172 - 210	13	2,019,010	1,539,150
211 - 248	14	2,158,805	1,645,725
249 - 286	15	2,298,600	1,752,300
NSS Add-on per ADA		-	-

The elementary NSS allowance is based on a combination of ADA and the number of full-time teachers (EC 42282). For High Schools, NSS will use the allowance based on only the ADA or the allowance based only on the number of certificated employees, whichever provides the lesser amount (EC 42284). The allowance amounts shown in the tables reflect COLA & Augmentation.

COLA 5.07%
Proration Factor 0.00%

LCFF Rates per ADA

	Base	Gr Span	Supp	Concen
Grades TK-3	8,093	842	1,232	809
Grades 4-6	8,215	-	1,133	744
Grades 7-8	8,458	-	1,166	766
Grades 9-12	9,802	255	1,386	911

Shanel Valley Academy (140814)

NECESSARY SMALL SCHOOLS (NSS)

The calculator is constructed to include all ADA for purposes of calculating the Base, Grade Span adjustment, Supplemental and Concentration grants. The ADA funded under NSS is returned to the calculator as a negative number to allow display of total LCFE-funded ADA. Similarly, the base grant and grade span adjustment grants generated by NSS ADA are returned as negative numbers. The NSS Allowance replaces the base and grade span and is returned as a positive amount. Supplemental and Concentration grants are not affected by this calculation.

SECTION 1: DATA NEEDED TO CALCULATE FUNDING

ADA & NSS FTE	DISTRICT	2021-22					NPS, CDS, & COE operated
		NSS 1	NSS 2	NSS 3	NSS 4	NSS 5	
Third PY ADA (net of charter shift)							
Grades TK-3		Placeholder - to be used starting in 22/23					
Grades 4-6							
Grades 7-8							
Grades 9-12							
Third PRIOR YEAR ADA							
Third PY NUMBER OF FTE							
Second PY ADA (net of charter shift)							
Grades TK-3	-	-	-	-	-	-	-
Grades 4-6	-	-	-	-	-	-	-
Grades 7-8	-	-	-	-	-	-	-
Grades 9-12	-	-	-	-	-	-	-
Second PRIOR YEAR ADA	-	-	-	-	-	-	-
Second PY NUMBER OF FTE							
PRIOR YEAR ADA (net of charter shift)							
Grades TK-3	-	-	-	-	-	-	-
Grades 4-6	-	-	-	-	-	-	-
Grades 7-8	-	-	-	-	-	-	-
Grades 9-12	-	-	-	-	-	-	-
PRIOR YEAR ADA	-	-	-	-	-	-	-
PRIOR YEAR NUMBER OF FTE							
THREE PRIOR YEAR AVERAGE (net of charter shift)							
Grades TK-3	-	To be used starting in 22/23 calculations					-
Grades 4-6	-						
Grades 7-8	-						
Grades 9-12	-						
3 PY AVERAGE ADA	-	-	-	-	-	-	-
3 PRIOR YEAR NUMBER OF FTE							
CURRENT YEAR ADA Quotient 0							
Grades TK-3	-	-	-	-	-	-	-
Grades 4-6	-	-	-	-	-	-	-
Grades 7-8	-	-	-	-	-	-	-
Grades 9-12	-	-	-	-	-	-	-
CURRENT YEAR ADA	-	-	-	-	-	-	-
CURRENT YEAR NUMBER OF FTE							
NSS FUNDING CALCULATIONS							
Eligibility as a NSS		NSS 1	NSS 2	NSS 3	NSS 4	NSS 5	
Type of NSS school		Eligible Not NSS	Eligible Not NSS	Eligible Not NSS	Eligible Not NSS	Eligible Not NSS	
NSS Allowance if funded as NSS & on prior year							
NSS allowance level		0	0	0	0	0	
NSS Allowance using PY		-	-	-	-	-	
NSS Add-on using PY		-	-	-	-	-	
Total NSS Allowance using PY		-	-	-	-	-	
NSS Allowance if funded as NSS & on 3 PY average							
NSS allowance level		To be used starting in 22/23 calculations					-
NSS Allowance using 3 PY average							
NSS Add-on using 3 PY average							
Total NSS Allowance using 3 PY average							
NSS Allowance if funded as NSS & on current year							
NSS allowance level		0	0	0	0	0	
NSS Allowance using CY		-	-	-	-	-	
NSS Add-on using CY		-	-	-	-	-	
Total NSS Allowance using CY		-	-	-	-	-	
NSS allowance level >0?		NO	NO	NO	NO	NO	
NSS Allowance if funded as NSS is based on							
NSS Funding		Current Yr	Current Yr	Current Yr	Current Yr	Current Yr	
NSS ADA		-	-	-	-	-	
Grades TK-3		To be used starting in 22/23 calculations					-
Grades 4-6							
Grades 7-8							
Grades 9-12							
Total		-	-	-	-	-	
NSS allowance Level		-	-	-	-	-	

Shanel Valley Academy (140814)

NECESSARY SMALL SCHOOLS (NSS)

The calculator is constructed to include all ADA for purposes of calculating the Base, Grade Span adjustment, Supplemental and Concentration grants. The ADA funded under NSS is returned to the calculator as a negative number to allow display of total LCFF-funded ADA. Similarly, the base grant and grade span adjustment grants generated by NSS ADA are returned as negative numbers. The NSS Allowance replaces the base and grade span and is returned as a positive amount. Supplemental and Concentration grants are not affected by this calculation.

SECTION 1: DATA NEEDED TO CALCULATE FUNDING

2021-22		2021-22						
Funded P2 NSS ADA and NSS Allowances		NSS 1	NSS 2	NSS 3	NSS 4	NSS 5	TOTAL	
Best funding option calculated is:		LCFF	LCFF	LCFF	LCFF	LCFF		
Selected funding method:		LCFF	LCFF	LCFF	LCFF	LCFF		
NSS Allowance								
Third Prior Year	2018-19							
NSS ADA								
Grades TK-3		-	-	-	-	-	-	
Grades 4-6		-	-	-	-	-	-	
Grades 7-8		-	-	-	-	-	-	
Grades 9-12		-	-	-	-	-	-	
P2 NSS ADA								
		To be used starting in 22/23 calculations						
Second Prior Year	2019-20							
NSS ADA								
Grades TK-3		-	-	-	-	-	-	
Grades 4-6		-	-	-	-	-	-	
Grades 7-8		-	-	-	-	-	-	
Grades 9-12		-	-	-	-	-	-	
P2 NSS ADA								
Prior Year	2020-21							
NSS ADA								
Grades TK-3		-	-	-	-	-	-	
Grades 4-6		-	-	-	-	-	-	
Grades 7-8		-	-	-	-	-	-	
Grades 9-12		-	-	-	-	-	-	
P2 NSS ADA								
NSS Allowances								
Current Year	2021-22							
NSS ADA								
Grades TK-3		-	-	-	-	-	-	
Grades 4-6		-	-	-	-	-	-	
Grades 7-8		-	-	-	-	-	-	
Grades 9-12		-	-	-	-	-	-	
P2 NSS ADA								
NSS Allowances								
Funded	NSS allowance Level	-	-	-	-	-	-	
NSS ADA								
Grades TK-3		To be used starting in 22/23 calculations						
Grades 4-6								
Grades 7-8								
Grades 9-12								
P2 NSS ADA								
NSS Allowances								
<i>Funding based on</i>							<i>Current year</i>	
TOTAL Funded ADA							0	
Total NSS Allowance								
Exclude: LCFF Adjusted Base Funding for NSS ADA		NSS ADA	Rates		Amounts		Total	
			Base	Grade Span	Base	Grade Span		
Grades TK-3		-	8,093	842	-	-	-	
Grades 4-6		-	8,215	-	-	-	-	
Grades 7-8		-	8,458	-	-	-	-	
Grades 9-12		-	9,802	255	-	-	-	
Total Exclusion: LCFF Adjusted Base Funding for NSS ADA								
Adjusted NSS Allowance (Deficited) for EPA		NSS 1	NSS 2	NSS 3	NSS 4	NSS 5		
Funding at 12-13 levels (deficited)								
NSS Allowances		-	-	-	-	-	-	
NSS Add-on								
NSS Add-on per ADA		-	-	-	-	-	-	
Funded ADA		-	-	-	-	-	-	
NSS Add-on		-	-	-	-	-	-	
TOTAL Adjusted NSS Allowance (Deficited) for EPA								

Shanel Valley Academy (140814)

NECESSARY SMALL SCHOOLS (NSS)

The calculator is constructed to include all ADA for purposes of calculating the Base, Grade Span adjustment, Supplemental and Concentration grants. The ADA funded under NSS is returned to the calculator as a negative number to allow display of total LCFF- funded ADA. Similarly, the base grant and grade span adjustment grants generated by NSS ADA are returned as negative numbers. The NSS Allowance replaces the base and grade span and is returned as a positive amount. Supplemental and Concentration grants are not affected by this calculation.

SECTION 1: DATA NEEDED TO CALCULATE FUNDING

RATES	2022-23		12/13 def. rate + COLA for EPA
	ADA	Level / # FTE	
Elementary			
1 - 24	1	240,506	139,913
25 - 48	2	476,004	279,827
49 - 72	3	711,608	419,740
73 - 96	4	947,212	559,653
High School			
1 - 19	1	208,964	113,566
1 - 19	2	297,931	227,133
1 - 19	3	661,802	504,455
20 - 38	4	810,767	618,021
39 - 57	5	959,733	731,588
58 - 71	6	1,108,698	845,154
72 - 86	7	1,257,664	958,720
87 - 100	8	1,406,629	1,072,287
101 - 114	9	1,555,595	1,185,853
115 - 129	10	1,704,560	1,299,419
130 - 143	11	1,853,526	1,412,986
144 - 171	12	1,894,743	1,526,552
172 - 210	13	2,325,565	1,640,118
211 - 248	14	2,745,412	1,753,685
249 - 286	15	3,164,832	1,867,251
NSS Add-on per ADA		-	-

The elementary NSS allowance is based on a combination of ADA and the number of full-time teachers (EC 42282). For High Schools, NSS will use the allowance based on only the ADA or the allowance based only on the number of certificated employees, whichever provides the lesser amount (EC 42284). The allowance amounts shown in the tables reflect COLA & Augmentation.

COLA 6.56%
Proration Factor 0.00%

LCFF Rates per ADA

	Base	Gr Span	Supp	Concen
Grades TK-3	9,166	953	1,411	970
Grades 4-6	9,304	-	1,298	891
Grades 7-8	9,580	-	1,336	918
Grades 9-12	11,102	289	1,589	1,091

Shanel Valley Academy (140814)

NECESSARY SMALL SCHOOLS (NSS)

The calculator is constructed to include all ADA for purposes of calculating the Base, Grade Span adjustment, Supplemental and Concentration grants. The ADA funded under NSS is returned to the calculator as a negative number to allow display of total LCFF- funded ADA. Similarly, the base grant and grade span adjustment grants generated by NSS ADA are returned as negative numbers. The NSS Allowance replaces the base and grade span and is returned as a positive amount. Supplemental and Concentration grants are not affected by this calculation.

SECTION 1: DATA NEEDED TO CALCULATE FUNDING

ADA & NSS FTE		DISTRICT	2022-23					NPS, CDS, & COE operated
			NSS 1	NSS 2	NSS 3	NSS 4	NSS 5	
Third PY ADA (net of charter shift)								
2019-20	Grades TK-3	-	-	-	-	-	-	-
	Grades 4-6	-	-	-	-	-	-	-
	Grades 7-8	-	-	-	-	-	-	-
	Grades 9-12	-	-	-	-	-	-	-
	Third PRIOR YEAR ADA	-	-	-	-	-	-	-
Third PY NUMBER OF FTE								
Second PY ADA (net of charter shift)								
2020-21	Grades TK-3	-	-	-	-	-	-	-
	Grades 4-6	-	-	-	-	-	-	-
	Grades 7-8	-	-	-	-	-	-	-
	Grades 9-12	-	-	-	-	-	-	-
	Second PRIOR YEAR ADA	-	-	-	-	-	-	-
Second PY NUMBER OF FTE								
PRIOR YEAR ADA (net of charter shift)								
2021-22	Grades TK-3	-	-	-	-	-	-	-
	Grades 4-6	-	-	-	-	-	-	-
	Grades 7-8	-	-	-	-	-	-	-
	Grades 9-12	-	-	-	-	-	-	-
	PRIOR YEAR ADA	-	-	-	-	-	-	-
PRIOR YEAR NUMBER OF FTE								
THREE PRIOR YEAR AVERAGE (net of charter shift)								
	Grades TK-3	-	-	-	-	-	-	-
	Grades 4-6	-	-	-	-	-	-	-
	Grades 7-8	-	-	-	-	-	-	-
	Grades 9-12	-	-	-	-	-	-	-
	3 PY AVERAGE ADA	-	-	-	-	-	-	-
3 PRIOR YEAR NUMBER OF FTE								
CURRENT YEAR ADA								
	Grades TK-3	-	-	-	-	-	-	-
	Grades 4-6	-	-	-	-	-	-	-
	Grades 7-8	-	-	-	-	-	-	-
	Grades 9-12	-	-	-	-	-	-	-
	CURRENT YEAR ADA	-	-	-	-	-	-	-
CURRENT YEAR NUMBER OF FTE								

NSS FUNDING CALCULATIONS		NSS 1	NSS 2	NSS 3	NSS 4	NSS 5
Eligibility as a NSS		Eligible	Eligible	Eligible	Eligible	Eligible
Type of NSS school		Not NSS	Not NSS	Not NSS	Not NSS	Not NSS
NSS Allowance if funded as NSS & on prior year						
	NSS allowance level	0	0	0	0	0
	NSS Allowance using PY	-	-	-	-	-
	NSS Add-on using PY	-	-	-	-	-
	Total NSS Allowance using PY	-	-	-	-	-
NSS Allowance if funded as NSS & on 3 PY average						
	NSS allowance level	-	-	-	-	-
	NSS Allowance using 3 PY average	-	-	-	-	-
	NSS Add-on using 3 PY average	-	-	-	-	-
	Total NSS Allowance using 3 PY average	-	-	-	-	-
NSS Allowance if funded as NSS & on current year						
	NSS allowance level	0	0	0	0	0
	NSS Allowance using CY	-	-	-	-	-
	NSS Add-on using CY	-	-	-	-	-
	Total NSS Allowance using CY	-	-	-	-	-
	NSS allowance level >0?	NO	NO	NO	NO	NO
NSS Allowance if funded as NSS is based on		Current Yr	Current Yr	Current Yr	Current Yr	Current Yr
	NSS Funding	-	-	-	-	-
	NSS ADA					
	Grades TK-3	-	-	-	-	-
	Grades 4-6	-	-	-	-	-
	Grades 7-8	-	-	-	-	-
	Grades 9-12	-	-	-	-	-
	Total	-	-	-	-	-
	NSS allowance Level	-	-	-	-	-

Shanel Valley Academy (140814)

NECESSARY SMALL SCHOOLS (NSS)

The calculator is constructed to include all ADA for purposes of calculating the Base, Grade Span adjustment, Supplemental and Concentration grants. The ADA funded under NSS is returned to the calculator as a negative number to allow display of total LCFF- funded ADA. Similarly, the base grant and grade span adjustment grants generated by NSS ADA are returned as negative numbers. The NSS Allowance replaces the base and grade span and is returned as a positive amount. Supplemental and Concentration grants are not affected by this calculation.

SECTION 1: DATA NEEDED TO CALCULATE FUNDING

2022-23		2022-23					
Funded P2 NSS ADA and NSS Allowances		NSS 1	NSS 2	NSS 3	NSS 4	NSS 5	TOTAL
Best funding option calculated is:		LCFF	LCFF	LCFF	LCFF	LCFF	
Selected funding method:		Select method	Select method	Select method	Select method	Select method	
NSS Allowance							
Third Prior Year	2019-20						
NSS ADA							
Grades TK-3		-	-	-	-	-	-
Grades 4-6		-	-	-	-	-	-
Grades 7-8		-	-	-	-	-	-
Grades 9-12		-	-	-	-	-	-
P2 NSS ADA							
<hr/>							
Second Prior Year	2020-21						
NSS ADA							
Grades TK-3		-	-	-	-	-	-
Grades 4-6		-	-	-	-	-	-
Grades 7-8		-	-	-	-	-	-
Grades 9-12		-	-	-	-	-	-
P2 NSS ADA							
<hr/>							
Prior Year	2021-22						
NSS ADA							
Grades TK-3		-	-	-	-	-	-
Grades 4-6		-	-	-	-	-	-
Grades 7-8		-	-	-	-	-	-
Grades 9-12		-	-	-	-	-	-
P2 NSS ADA							
<hr/>							
NSS Allowances							
<hr/>							
Current Year	2022-23						
NSS ADA							
Grades TK-3		-	-	-	-	-	-
Grades 4-6		-	-	-	-	-	-
Grades 7-8		-	-	-	-	-	-
Grades 9-12		-	-	-	-	-	-
P2 NSS ADA							
<hr/>							
NSS Allowances							
<hr/>							
Funded							
NSS allowance Level							
NSS ADA							
Grades TK-3		-	-	-	-	-	-
Grades 4-6		-	-	-	-	-	-
Grades 7-8		-	-	-	-	-	-
Grades 9-12		-	-	-	-	-	-
P2 NSS ADA							
<hr/>							
NSS Allowances							
<hr/>							
Exclude: LCFF Adjusted Base Funding for NSS ADA		NSS ADA	Rates		Amounts		Total
			Base	Grade Span	Base	Grade Span	
Grades TK-3		-	9,166	953	-	-	-
Grades 4-6		-	9,304	-	-	-	-
Grades 7-8		-	9,580	-	-	-	-
Grades 9-12		-	11,102	289	-	-	-
Total Exclusion: LCFF Adjusted Base Funding for NSS ADA							
<hr/>							
Adjusted NSS Allowance (Deficited) for EPA		NSS 1	NSS 2	NSS 3	NSS 4	NSS 5	
Funding at 12-13 levels (deficited)							
NSS Allowances							
NSS Add-on							
NSS Add-on per ADA							
Funded ADA							
NSS Add-on							
TOTAL Adjusted NSS Allowance (Deficited) for EPA							
							-

Shanel Valley Academy (140814)

NECESSARY SMALL SCHOOLS (NSS)

The calculator is constructed to include all ADA for purposes of calculating the Base, Grade Span adjustment, Supplemental and Concentration grants. The ADA funded under NSS is returned to the calculator as a negative number to allow display of total LCFF- funded ADA. Similarly, the base grant and grade span adjustment grants generated by NSS ADA are returned as negative numbers. The NSS Allowance replaces the base and grade span and is returned as a positive amount. Supplemental and Concentration grants are not affected by this calculation.

SECTION 1: DATA NEEDED TO CALCULATE FUNDING

RATES	2023-24		12/13 def. rate +
	ADA	Level / # FTE	Allowance
Elementary			
1 - 24	1	253,445	147,440
25 - 48	2	501,613	294,882
49 - 72	3	749,893	442,322
73 - 96	4	998,172	589,762
High School			
1 - 19	1	220,206	119,676
1 - 19	2	313,960	239,353
1 - 19	3	697,407	531,595
20 - 38	4	854,386	651,271
39 - 57	5	1,011,367	770,947
58 - 71	6	1,168,346	890,623
72 - 86	7	1,325,326	1,010,299
87 - 100	8	1,482,306	1,129,976
101 - 114	9	1,639,286	1,249,652
115 - 129	10	1,796,265	1,369,328
130 - 143	11	1,953,246	1,489,005
144 - 171	12	1,996,680	1,608,680
172 - 210	13	2,450,680	1,728,356
211 - 248	14	2,893,115	1,848,033
249 - 286	15	3,335,100	1,967,709
NSS Add-on per ADA		-	-

The elementary NSS allowance is based on a combination of ADA and the number of full-time teachers (EC 42282). For High Schools, NSS will use the allowance based on only the ADA or the allowance based only on the number of certificated employees, whichever provides the lesser amount (EC 42284). The allowance amounts shown in the tables reflect COLA & Augmentation.

COLA 5.38%
Proration Factor 0.00%

LCFF Rates per ADA	Base	Gr Span	Supp	Concen
	Grades TK-3	9,659	1,005	1,492
Grades 4-6	9,805	-	1,372	953
Grades 7-8	10,095	-	1,412	981
Grades 9-12	11,699	304	1,679	1,166

Shanel Valley Academy (140814)

NECESSARY SMALL SCHOOLS (NSS)

The calculator is constructed to include all ADA for purposes of calculating the Base, Grade Span adjustment, Supplemental and Concentration grants. The ADA funded under NSS is returned to the calculator as a negative number to allow display of total LCFF- funded ADA. Similarly, the base grant and grade span adjustment grants generated by NSS ADA are returned as negative numbers. The NSS Allowance replaces the base and grade span and is returned as a positive amount. Supplemental and Concentration grants are not affected by this calculation.

SECTION 1: DATA NEEDED TO CALCULATE FUNDING

ADA & NSS FTE		DISTRICT	2023-24					NPS, CDS, & COE operated
			NSS 1	NSS 2	NSS 3	NSS 4	NSS 5	
Third PY ADA (net of charter shift)								
2020-21	Grades TK-3	-	-	-	-	-	-	-
	Grades 4-6	-	-	-	-	-	-	-
	Grades 7-8	-	-	-	-	-	-	-
	Grades 9-12	-	-	-	-	-	-	-
	Third PRIOR YEAR ADA	-	-	-	-	-	-	-
Third PY NUMBER OF FTE								
Second PY ADA (net of charter shift)								
2021-22	Grades TK-3	-	-	-	-	-	-	-
	Grades 4-6	-	-	-	-	-	-	-
	Grades 7-8	-	-	-	-	-	-	-
	Grades 9-12	-	-	-	-	-	-	-
	Second PRIOR YEAR ADA	-	-	-	-	-	-	-
Second PY NUMBER OF FTE								
PRIOR YEAR ADA (net of charter shift)								
2022-23	Grades TK-3	-	-	-	-	-	-	-
	Grades 4-6	-	-	-	-	-	-	-
	Grades 7-8	-	-	-	-	-	-	-
	Grades 9-12	-	-	-	-	-	-	-
	PRIOR YEAR ADA	-	-	-	-	-	-	-
PRIOR YEAR NUMBER OF FTE								
THREE PRIOR YEAR AVERAGE (net of charter shift)								
	Grades TK-3	-	-	-	-	-	-	-
	Grades 4-6	-	-	-	-	-	-	-
	Grades 7-8	-	-	-	-	-	-	-
	Grades 9-12	-	-	-	-	-	-	-
	3 PY AVERAGE ADA	-	-	-	-	-	-	-
3 PRIOR YEAR NUMBER OF FTE								
CURRENT YEAR ADA								
	Grades TK-3	-	-	-	-	-	-	-
	Grades 4-6	-	-	-	-	-	-	-
	Grades 7-8	-	-	-	-	-	-	-
	Grades 9-12	-	-	-	-	-	-	-
	CURRENT YEAR ADA	-	-	-	-	-	-	-
CURRENT YEAR NUMBER OF FTE								
NSS FUNDING CALCULATIONS 								
Eligibility as a NSS			NSS 1	NSS 2	NSS 3	NSS 4	NSS 5	
Type of NSS school			Eligible Not NSS	Eligible Not NSS	Eligible Not NSS	Eligible Not NSS	Eligible Not NSS	
NSS Allowance if funded as NSS & on prior year								
	NSS allowance level		0	0	0	0	0	
	NSS Allowance using PY		-	-	-	-	-	
	NSS Add-on using PY		-	-	-	-	-	
	Total NSS Allowance using PY		-	-	-	-	-	
NSS Allowance if funded as NSS & on 3 PY average								
	NSS allowance level		-	-	-	-	-	
	NSS Allowance using 3 PY average		-	-	-	-	-	
	NSS Add-on using 3 PY average		-	-	-	-	-	
	Total NSS Allowance using 3 PY average		-	-	-	-	-	
NSS Allowance if funded as NSS & on current year								
	NSS allowance level		0	0	0.0	0	0	
	NSS Allowance using CY		-	-	-	-	-	
	NSS Add-on using CY		-	-	-	-	-	
	Total NSS Allowance using CY		-	-	-	-	-	
	NSS allowance level >0?		NO	NO	NO	NO	NO	
NSS Allowance if funded as NSS is based on			Current Yr	Current Yr	Current Yr	Current Yr	Current Yr	
	NSS Funding		-	-	-	-	-	
	NSS ADA		-	-	-	-	-	
	Grades TK-3		-	-	-	-	-	
	Grades 4-6		-	-	-	-	-	
	Grades 7-8		-	-	-	-	-	
	Grades 9-12		-	-	-	-	-	
	Total		-	-	-	-	-	
	NSS allowance Level		-	-	-	-	-	

Shanel Valley Academy (140814)

NECESSARY SMALL SCHOOLS (NSS)

The calculator is constructed to include all ADA for purposes of calculating the Base, Grade Span adjustment, Supplemental and Concentration grants. The ADA funded under NSS is returned to the calculator as a negative number to allow display of total LCFF- funded ADA. Similarly, the base grant and grade span adjustment grants generated by NSS ADA are returned as negative numbers. The NSS Allowance replaces the base and grade span and is returned as a positive amount. Supplemental and Concentration grants are not affected by this calculation.

SECTION 1: DATA NEEDED TO CALCULATE FUNDING

2023-24		2023-24					
Funded P2 NSS ADA and NSS Allowances		NSS 1	NSS 2	NSS 3	NSS 4	NSS 5	TOTAL
Best funding option calculated is:		LCFF	LCFF	LCFF	LCFF	LCFF	
Selected funding method:		Select method	Select method	Select method	Select method	Select method	
NSS Allowance							
Third Prior Year	2020-21						
NSS ADA							
Grades TK-3		-	-	-	-	-	-
Grades 4-6		-	-	-	-	-	-
Grades 7-8		-	-	-	-	-	-
Grades 9-12		-	-	-	-	-	-
P2 NSS ADA							
<hr/>							
Second Prior Year	2021-22						
NSS ADA							
Grades TK-3		-	-	-	-	-	-
Grades 4-6		-	-	-	-	-	-
Grades 7-8		-	-	-	-	-	-
Grades 9-12		-	-	-	-	-	-
P2 NSS ADA							
<hr/>							
Prior Year	2022-23						
NSS ADA							
Grades TK-3		-	-	-	-	-	-
Grades 4-6		-	-	-	-	-	-
Grades 7-8		-	-	-	-	-	-
Grades 9-12		-	-	-	-	-	-
P2 NSS ADA							
<hr/>							
NSS Allowances							
<hr/>							
Current Year	2023-24						
NSS ADA							
Grades TK-3		-	-	-	-	-	-
Grades 4-6		-	-	-	-	-	-
Grades 7-8		-	-	-	-	-	-
Grades 9-12		-	-	-	-	-	-
P2 NSS ADA							
<hr/>							
NSS Allowances							
<hr/>							
Funded							
NSS allowance Level							
NSS ADA							
Grades TK-3		-	-	-	-	-	-
Grades 4-6		-	-	-	-	-	-
Grades 7-8		-	-	-	-	-	-
Grades 9-12		-	-	-	-	-	-
P2 NSS ADA							
<hr/>							
NSS Allowances							
<hr/>							
Exclude: LCFF Adjusted Base Funding for NSS ADA		NSS ADA	Rates		Amounts		Total
			Base	Grade Span	Base	Grade Span	
Grades TK-3		-	9,659	1,005	-	-	-
Grades 4-6		-	9,805		-	-	-
Grades 7-8		-	10,095		-	-	-
Grades 9-12		-	11,699	304	-	-	-
Total Exclusion: LCFF Adjusted Base Funding for NSS ADA							
<hr/>							
Adjusted NSS Allowance (Deficited) for EPA		NSS 1	NSS 2	NSS 3	NSS 4	NSS 5	
Funding at 12-13 levels (deficited)							
NSS Allowances							
NSS Add-on							
NSS Add-on per ADA							
Funded ADA							
NSS Add-on							
TOTAL Adjusted NSS Allowance (Deficited) for EPA							
							-

Shanel Valley Academy (140814)

NECESSARY SMALL SCHOOLS (NSS)

The calculator is constructed to include all ADA for purposes of calculating the Base, Grade Span adjustment, Supplemental and Concentration grants. The ADA funded under NSS is returned to the calculator as a negative number to allow display of total LCFF- funded ADA. Similarly, the base grant and grade span adjustment grants generated by NSS ADA are returned as negative numbers. The NSS Allowance replaces the base and grade span and is returned as a positive amount. Supplemental and Concentration grants are not affected by this calculation.

SECTION 1: DATA NEEDED TO CALCULATE FUNDING

RATES	2024-25		12/13 def. rate +
	ADA	Level / # FTE	Allowance
Elementary			
1 - 24	1	263,633	153,367
25 - 48	2	521,778	306,736
49 - 72	3	780,039	460,103
73 - 96	4	1,038,299	613,470
High School			
1 - 19	1	229,058	124,487
1 - 19	2	326,581	248,975
1 - 19	3	725,443	552,965
20 - 38	4	888,732	677,452
39 - 57	5	1,052,024	801,939
58 - 71	6	1,215,314	926,426
72 - 86	7	1,378,604	1,050,913
87 - 100	8	1,541,895	1,175,401
101 - 114	9	1,705,185	1,299,888
115 - 129	10	1,868,475	1,424,375
130 - 143	11	2,031,766	1,548,863
144 - 171	12	2,076,947	1,673,349
172 - 210	13	2,549,197	1,797,836
211 - 248	14	3,009,418	1,922,324
249 - 286	15	3,469,171	2,046,811
NSS Add-on per ADA		-	-

The elementary NSS allowance is based on a combination of ADA and the number of full-time teachers (EC 42282). For High Schools, NSS will use the allowance based on only the ADA or the allowance based only on the number of certificated employees, whichever provides the lesser amount (EC 42284). The allowance amounts shown in the tables reflect COLA & Augmentation.

COLA 4.02%
Proration Factor 0.00%

LCFF Rates per ADA

	Base	Gr Span	Supp	Concen
Grades TK-3	10,047	1,045	1,557	1,094
Grades 4-6	10,199	-	1,432	1,006
Grades 7-8	10,501	-	1,474	1,036
Grades 9-12	12,169	316	1,752	1,232

Shanel Valley Academy (140814)

NECESSARY SMALL SCHOOLS (NSS)

The calculator is constructed to include all ADA for purposes of calculating the Base, Grade Span adjustment, Supplemental and Concentration grants. The ADA funded under NSS is returned to the calculator as a negative number to allow display of total LCFF- funded ADA. Similarly, the base grant and grade span adjustment grants generated by NSS ADA are returned as negative numbers. The NSS Allowance replaces the base and grade span and is returned as a positive amount. Supplemental and Concentration grants are not affected by this calculation.

SECTION 1: DATA NEEDED TO CALCULATE FUNDING

ADA & NSS FTE		2024-25					NPS, CDS, & COE operated
DISTRICT		NSS 1	NSS 2	NSS 3	NSS 4	NSS 5	
Third PY ADA (net of charter shift)							
2021-22	Grades TK-3	-	-	-	-	-	-
	Grades 4-6	-	-	-	-	-	-
	Grades 7-8	-	-	-	-	-	-
	Grades 9-12	-	-	-	-	-	-
	Third PRIOR YEAR ADA	-	-	-	-	-	-
Third PY NUMBER OF FTE							
Second PY ADA (net of charter shift)							
2022-23	Grades TK-3	-	-	-	-	-	-
	Grades 4-6	-	-	-	-	-	-
	Grades 7-8	-	-	-	-	-	-
	Grades 9-12	-	-	-	-	-	-
	Second PRIOR YEAR ADA	-	-	-	-	-	-
Second PY NUMBER OF FTE							
PRIOR YEAR ADA (net of charter shift)							
2023-24	Grades TK-3	-	-	-	-	-	-
	Grades 4-6	-	-	-	-	-	-
	Grades 7-8	-	-	-	-	-	-
	Grades 9-12	-	-	-	-	-	-
	PRIOR YEAR ADA	-	-	-	-	-	-
PRIOR YEAR NUMBER OF FTE							
THREE PRIOR YEAR AVERAGE (net of charter shift)							
	Grades TK-3	-	-	-	-	-	-
	Grades 4-6	-	-	-	-	-	-
	Grades 7-8	-	-	-	-	-	-
	Grades 9-12	-	-	-	-	-	-
	3 PY AVERAGE ADA	-	-	-	-	-	-
3 PRIOR YEAR NUMBER OF FTE							
CURRENT YEAR ADA							
	Grades TK-3	-	-	-	-	-	-
	Grades 4-6	-	-	-	-	-	-
	Grades 7-8	-	-	-	-	-	-
	Grades 9-12	-	-	-	-	-	-
	CURRENT YEAR ADA	-	-	-	-	-	-
CURRENT YEAR NUMBER OF FTE							
NSS FUNDING CALCULATIONS 							
Eligibility as a NSS		NSS 1	NSS 2	NSS 3	NSS 4	NSS 5	
Type of NSS school		Eligible Not NSS	Eligible Not NSS	Eligible Not NSS	Eligible Not NSS	Eligible Not NSS	
NSS Allowance if funded as NSS & on prior year							
	NSS allowance level	0	0	0	0	0	
	NSS Allowance using PY	-	-	-	-	-	
	NSS Add-on using PY	-	-	-	-	-	
	Total NSS Allowance using PY	-	-	-	-	-	
NSS Allowance if funded as NSS & on 3 PY average							
	NSS allowance level	-	-	-	-	-	
	NSS Allowance using 3 PY average	-	-	-	-	-	
	NSS Add-on using 3 PY average	-	-	-	-	-	
	Total NSS Allowance using 3 PY average	-	-	-	-	-	
NSS Allowance if funded as NSS & on current year							
	NSS allowance level	0	0	0	0	0	
	NSS Allowance using CY	-	-	-	-	-	
	NSS Add-on using CY	-	-	-	-	-	
	Total NSS Allowance using CY	-	-	-	-	-	
	NSS allowance level >0?	NO	NO	NO	NO	NO	
NSS Allowance if funded as NSS is based on		Current Yr	Current Yr	Current Yr	Current Yr	Current Yr	
	NSS Funding	-	-	-	-	-	
	NSS ADA						
	Grades TK-3	-	-	-	-	-	
	Grades 4-6	-	-	-	-	-	
	Grades 7-8	-	-	-	-	-	
	Grades 9-12	-	-	-	-	-	
	Total	-	-	-	-	-	
	NSS allowance Level	-	-	-	-	-	

IN-LIEU PROPERTY TAX TRANSFER

For an authorizing district, in-lieu of property tax is calculated on the lesser of property taxes per ADA or the LCFF funding per ADA

- 1. Property Taxes per ADA
- 2a. Adjusted base revenue per ADA x charter school ADA

For a district with students in county-operated charter, or a basic aid district with students in countywide charter schools, or a district certified as basic aid at prior year annual with students in an SBE-approved charter school, in-lieu of property tax is calculated on the lesser of property taxes per ADA, or adjusted base funding per ADA.

- 1. Property taxes per ADA x District of Residence ADA
- 2a. Adjusted base revenue per ADA x District of Residence ADA

To enter your own calculation of In-Lieu use the Alternative Calculation tool on the Data Entry tab

	2019-20	2020-21	2021-22	2022-23	2023-24	2024-25	2025-26	2026-27
Local Property Taxes (w/out RDA)	\$ -	\$ -	\$ -	\$ -	\$ -	\$ -	\$ -	\$ -
District LCFF ADA	-	-	-	-	-	-	-	-
Total Charter LCFF ADA	-	-	-	-	-	-	-	-
Total LCFF ADA	-	-	-	-	-	-	-	-
Property Taxes per ADA	\$ -	\$ -	\$ -	\$ -	\$ -	\$ -	\$ -	\$ -
Funding Method:								
Property Taxes per ADA	\$ -	\$ -	\$ -	\$ -	\$ -	\$ -	\$ -	\$ -
LCFF Funding per ADA	-	-	-	-	-	-	-	-
Alternative Calculation	-	-	-	-	-	-	-	-
Certified In-Lieu Taxes	-	-	-	-	-	-	-	-
In-Lieu of Property Tax Transfer Total	\$ -	\$ -	\$ -	\$ -	\$ -	\$ -	\$ -	\$ -

Prior Year Basic Aid Status

1	<input type="text" value="-"/>	\$ -	\$ -	\$ -	\$ -	\$ -	\$ -	\$ -	\$ -
	ADA	-	-	-	-	-	-	-	-
	1 In-Lieu at Property tax/ADA	\$ -	\$ -	\$ -	\$ -	\$ -	\$ -	\$ -	\$ -
	2 In-Lieu at LCFF Adj Base grant/ADA	\$ -	\$ -	\$ -	\$ -	\$ -	\$ -	\$ -	\$ -
2	<input type="text" value="-"/>	\$ -	\$ -	\$ -	\$ -	\$ -	\$ -	\$ -	\$ -
	ADA	-	-	-	-	-	-	-	-
	1 In-Lieu at Property tax/ADA	\$ -	\$ -	\$ -	\$ -	\$ -	\$ -	\$ -	\$ -
	2 In-Lieu at LCFF Adj Base grant/ADA	\$ -	\$ -	\$ -	\$ -	\$ -	\$ -	\$ -	\$ -
3	<input type="text" value="-"/>	\$ -	\$ -	\$ -	\$ -	\$ -	\$ -	\$ -	\$ -
	ADA	-	-	-	-	-	-	-	-
	1 In-Lieu at Property tax/ADA	\$ -	\$ -	\$ -	\$ -	\$ -	\$ -	\$ -	\$ -
	2 In-Lieu at LCFF Adj Base grant/ADA	\$ -	\$ -	\$ -	\$ -	\$ -	\$ -	\$ -	\$ -
4	<input type="text" value="-"/>	\$ -	\$ -	\$ -	\$ -	\$ -	\$ -	\$ -	\$ -
	ADA	-	-	-	-	-	-	-	-
	1 In-Lieu at Property tax/ADA	\$ -	\$ -	\$ -	\$ -	\$ -	\$ -	\$ -	\$ -
	2 In-Lieu at LCFF Adj Base grant/ADA	\$ -	\$ -	\$ -	\$ -	\$ -	\$ -	\$ -	\$ -
5	<input type="text" value="-"/>	\$ -	\$ -	\$ -	\$ -	\$ -	\$ -	\$ -	\$ -
	ADA	-	-	-	-	-	-	-	-
	1 In-Lieu at Property tax/ADA	\$ -	\$ -	\$ -	\$ -	\$ -	\$ -	\$ -	\$ -
	2 In-Lieu at LCFF Adj Base grant/ADA	\$ -	\$ -	\$ -	\$ -	\$ -	\$ -	\$ -	\$ -

Shanel Valley Academy (140814)

Charts and Graphs

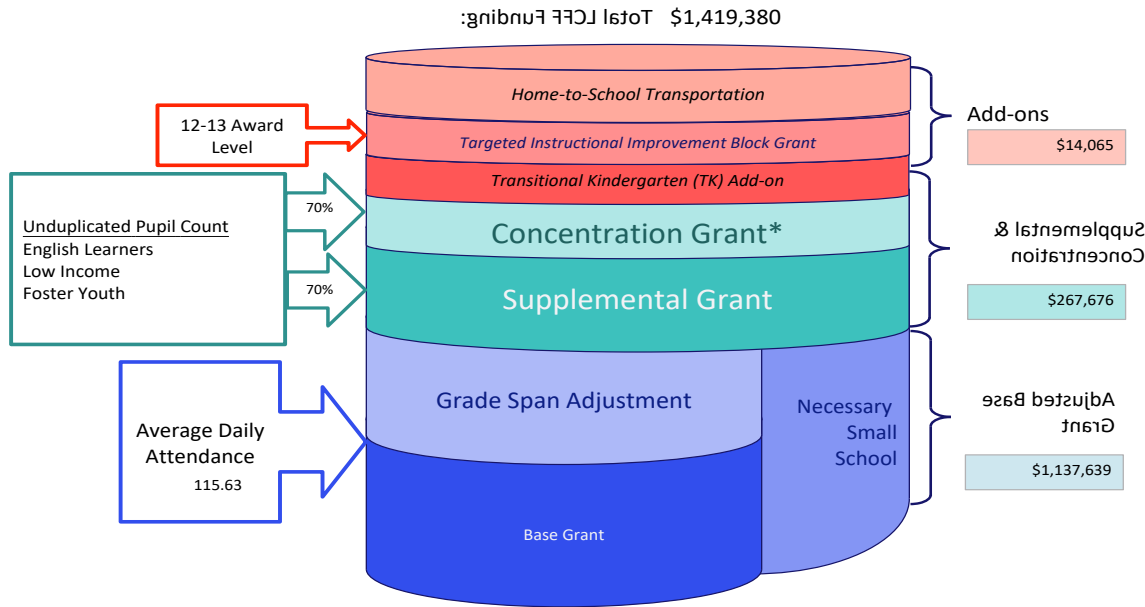
Charts and graphs provided on this tab represent one computational methodology and are not intended to set or communicate any standards of the California Department of Education (CDE) or the Fiscal Crisis and Management Assistance Team (FCMAT). The Graphs tab remains unprotected to allow editing for local standards.

2022-23

Change the fiscal year here to update all of the charts and graphics on this page that only display one fiscal year.

Components of LCFF Entitlement

	2022-23		
Base Grant	\$ 1,065,354	115.63 ADA	
Grade Span Adjustment	\$ 72,285	\$ 1,137,639	Adjusted Base Grant
Supplemental Grant	\$ 158,678	70%	
Concentration Grant	\$ 108,998	70%	\$ 267,676 Supplemental & Concentration
Add-ons: Targeted Instructional Improvement Block Grant	\$ -		
Add-ons: Home-to-School Transportation	\$ -		
Add-ons: Small School District Bus Replacement Program	\$ -	\$ 14,065	Add-ons
Add-ons: Transitional Kindergarten	\$ 14,065		
Total	\$ 1,419,380	\$ 1,419,380	

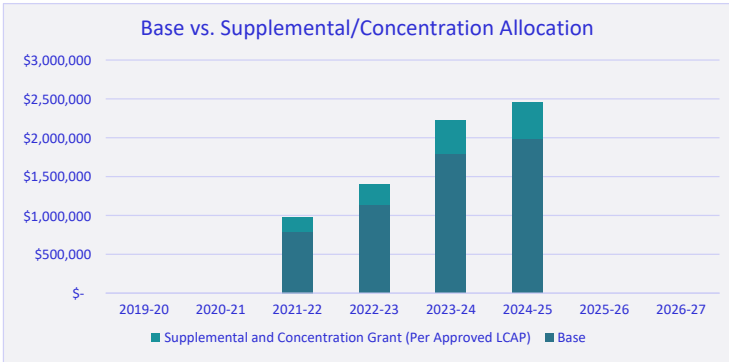


*Unduplicated Pupil Percentage must be above 55% to receive Concentration Grant funding

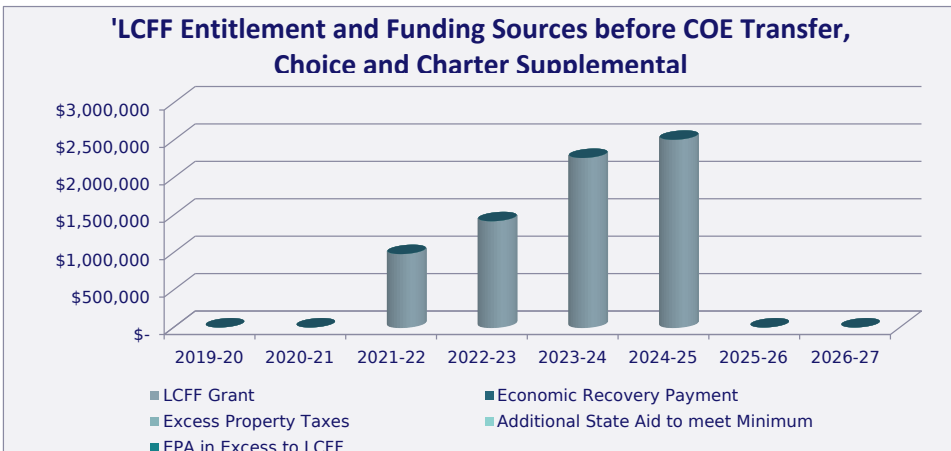
Shanel Valley Academy (140814)

Charts and Graphs

Minimum Proportionality Analysis								
	2019-20	2020-21	2021-22	2022-23	2023-24	2024-25	2025-26	2026-27
Base	\$ -	\$ -	\$ 798,212	\$ 1,137,639	\$ 1,794,976	\$ 1,986,588	\$ -	\$ -
Supplemental and Concentration Grant (Per Approved LCAP)	\$ -	\$ -	\$ 182,316	\$ 267,676	\$ 425,544	\$ 474,854	\$ -	\$ -
Total	\$ -	\$ -	\$ 980,528	\$ 1,419,380	\$ 2,264,985	\$ 2,507,695	\$ -	\$ -



Funding Sources								
	2019-20	2020-21	2021-22	2022-23	2023-24	2024-25	2025-26	2026-27
Excess Property Taxes	\$ -	\$ -	\$ -	\$ -	\$ -	\$ -	\$ -	\$ -
Additional State Aid to meet Minimum	\$ -	\$ -	\$ -	\$ -	\$ -	\$ -	\$ -	\$ -
EPA in Excess to LCFF	\$ -	\$ -	\$ -	\$ -	\$ -	\$ -	\$ -	\$ -
Economic Recovery Payment	\$ -	\$ -	\$ -	\$ -	\$ -	\$ -	\$ -	\$ -
LCFF Grant	\$ -	\$ -	\$ 980,528	\$ 1,419,380	\$ 2,264,985	\$ 2,507,695	\$ -	\$ -
Total General Purpose Funding	\$ -	\$ -	\$ 980,528	\$ 1,419,380	\$ 2,264,985	\$ 2,507,695	\$ -	\$ -

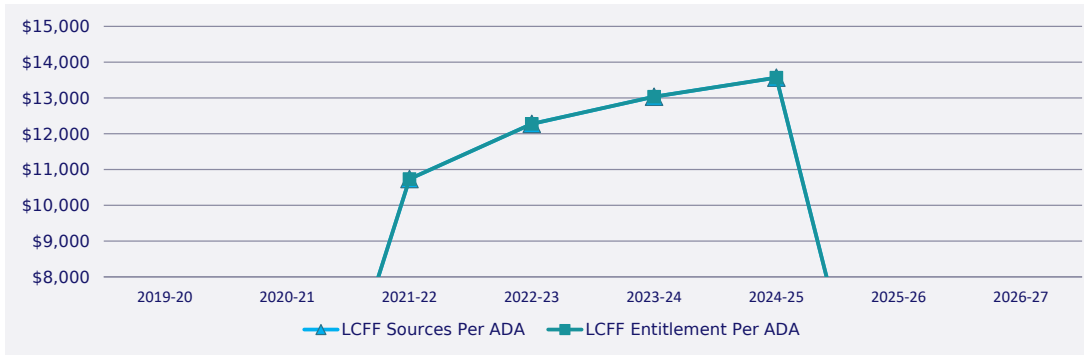


Shanel Valley Academy (140814)

Charts and Graphs

ADA in Excess of LCFF

LCFF Entitlement per ADA								
	2019-20	2020-21	2021-22	2022-23	2023-24	2024-25	2025-26	2026-27
Funded ADA	-	-	91.35	115.63	173.77	184.84	-	-
LCFF Sources per ADA	\$ -	\$ -	\$ 10,733.75	\$ 12,275.19	\$ 13,034.39	\$ 13,566.84	\$ -	\$ -
Net Change per ADA		\$ -	\$ 10,733.75	\$ 1,541.44	\$ 759.20	\$ 532.45	\$ (13,566.84)	\$ -
Net Percent Change		0.00%	0.00%	14.36%	6.18%	4.08%	-100.00%	0.00%
Estimated LCFF Entitlement per ADA	\$ -	\$ -	\$ 10,733.75	\$ 12,275.19	\$ 13,034.39	\$ 13,566.84	\$ -	\$ -
Net Change per ADA		\$ -	\$ 10,733.75	\$ 1,541.44	\$ 759.20	\$ 532.45	\$ (13,566.84)	\$ -
Net Percent Change		0.00%	0.00%	14.36%	6.18%	4.08%	-100.00%	0.00%



Student Summary								
	2019-20	2020-21	2021-22	2022-23	2023-24	2024-25	2025-26	2026-27
Enrollment (Excluding COE)	-	-	103	125	188	200	-	-
UPC	-	-	71	88	132	140	-	-
ADA	-	-	91.35	115.63	173.77	184.84	-	-

